

USER MANUAL FOR MP SPORT MODULE

SANKUL USER

User द्वारा पोर्टल उपयोग करने हेतु Google सर्च बार में <http://dpisports.in> URL दर्ज करें



Sankul लॉग इन करने हेतु मुख्य पृष्ठ के SPORTS मेनू में जाकर school लॉग इन ऑप्शन पर क्लिक करें।

The screenshot shows the homepage of the Department of School Education (Govt. of M.P.) Monitoring System. The header includes the department name, a logo, and navigation links for HOME, CONTACT US, and SPORTS. Below the header is a banner image featuring colorful silhouettes of athletes in various sports. A central white box contains the title 'खेल प्रबंधन प्रणाली' and a list of features: 'मध्य प्रदेश विद्यार्थियों को संकुल स्तर से राज्य स्तर तक की क्रीड़ा प्रतियोगिता में सहभागिता हेतु पंजीयन', 'प्रतियोगिता स्तर पर शास्य दल का चयन', and 'खेल कैलेंडर क्रीडा अंशदान राशि का भुगतान एवं खेल गतिविधियों से सम्बंधित अन्य जानकारी हेतु'. Below this are two columns: 'आगामी खेल कार्यक्रम' with a list of levels (District, District, State) and 'अधिसूचना' with a list of notices (District Sports, State Sports, National Sports). Both columns have 'और पढ़ें' (Read More) buttons. A small house icon is visible in the bottom right corner of the page.

Department of School Education (Govt. of M.P.)
Monitoring System

HOME CONTACT US SPORTS

खेल प्रबंधन प्रणाली

- मध्य प्रदेश विद्यार्थियों को संकुल स्तर से राज्य स्तर तक की क्रीड़ा प्रतियोगिता में सहभागिता हेतु पंजीयन
- प्रतियोगिता स्तर पर शास्य दल का चयन
- खेल कैलेंडर क्रीडा अंशदान राशि का भुगतान एवं खेल गतिविधियों से सम्बंधित अन्य जानकारी हेतु

आगामी खेल कार्यक्रम

- ✓ जिला स्तरीय खेल कैलेंडर
- ✓ संभाग स्तरीय खेल कैलेंडर
- ✓ राज्य स्तरीय खेल कैलेंडर

और पढ़ें

अधिसूचना

- ✓ नोडल खेल विद्यालय
- ✓ शासकीय आवासीय खेलकूद संस्था सीहोर
- ✓ राष्ट्रीय प्रतियोगिता में पदक विजेता खिलाड़ियों को प्रोत्साहन राशि

और पढ़ें

संकुल लॉग इन करने हेतु अपना UDISE कोड एवं पासवर्ड दर्ज कर लॉग इन बटन पर क्लिक करें

↓

Directorate of Public Instruction

School Department

User Name

Enter password

Login

User Manual Home

संकुल लॉग इन करने के उपरांत संकुल स्तर का कार्य करने हेतु Sankul मेनू पर क्लिक करें ।

MP-Sports

Welcome: HS PATAI [2314080178] Logout


Main Page

Sankul

School

Dashboard

खेलों से सम्बंधित अन्य अधिकारीयों के पंजीयन करने हेतु OFFICIAL REGISTRATION Option पर क्लिक करें ।



पेज में आवश्यक जानकारी दर्ज कर Submit बटन पर क्लिक करें ।

The screenshot displays the 'OFFICIAL REGISTRATION' form. It is divided into several sections: 'Teacher Details', 'Organization Details', 'Education and Experience Details', 'Sports Speciality', 'Certificate Uploads', 'Photo', and 'Declaration'. The 'Teacher Details' section includes fields for Academic Session, Full Name, Mobile No., State, District, Address, Gender, Teacher Type, Father's Name, Email Id, Division, Block, and PIN Code. The 'Organization Details' section includes fields for Department Name, Organization Name, State, District, Address, Post/Designation, UDISE Code, Division, Block, PIN Code, and Appointment Date. The 'Education and Experience Details' section includes fields for Educational Qualifications, Professional Qualifications, and Sports experience as a government/non-government/academy (in years). The 'Sports Speciality' section includes three dropdown menus for Sport-1, Sport-2, and Sport-3. The 'Certificate Uploads' section includes two rows for Qualification Certificate and Experience Certificate, each with a dropdown menu, a 'Choose files' button, and an 'Add & Upload' button. The 'Photo' section includes a field for 'Official PHOTO Uploads (.JPG format only upto 100 kb)' with a 'Choose file' button. The 'Declaration' section includes a checkbox and a text area for a declaration. At the bottom, there are 'Submit' and 'Clear' buttons. A vertical red arrow points from the top text down to the 'Submit' button.

Submit बटन क्लिक करने पर डाटा सफलतापूर्वक सेव किये जाने का सन्देश प्रदर्शित होगा ।



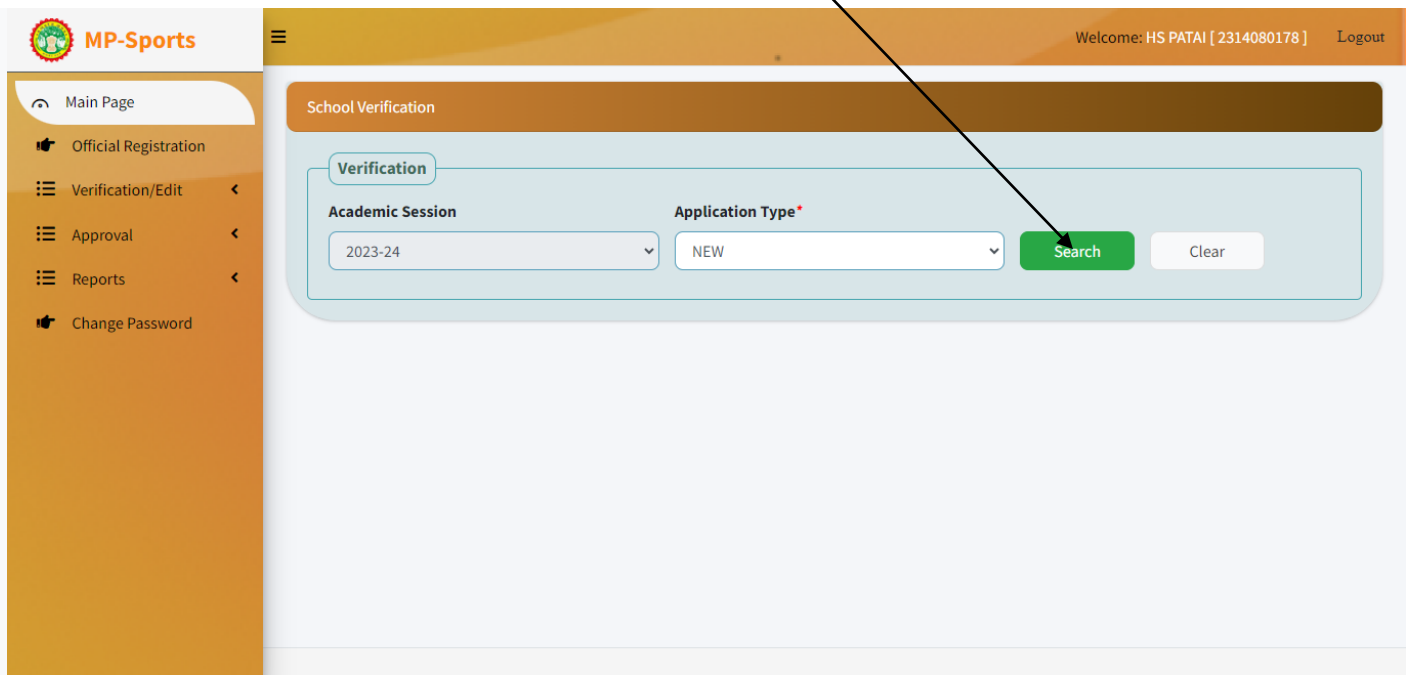
संकुल द्वारा Verification एवं Edit करने के लिए Verification/Edit बटन क्लिक करें ।



संकुल द्वारा School का Verification करने हेतु School Verification मेनू पर क्लिक करें ।



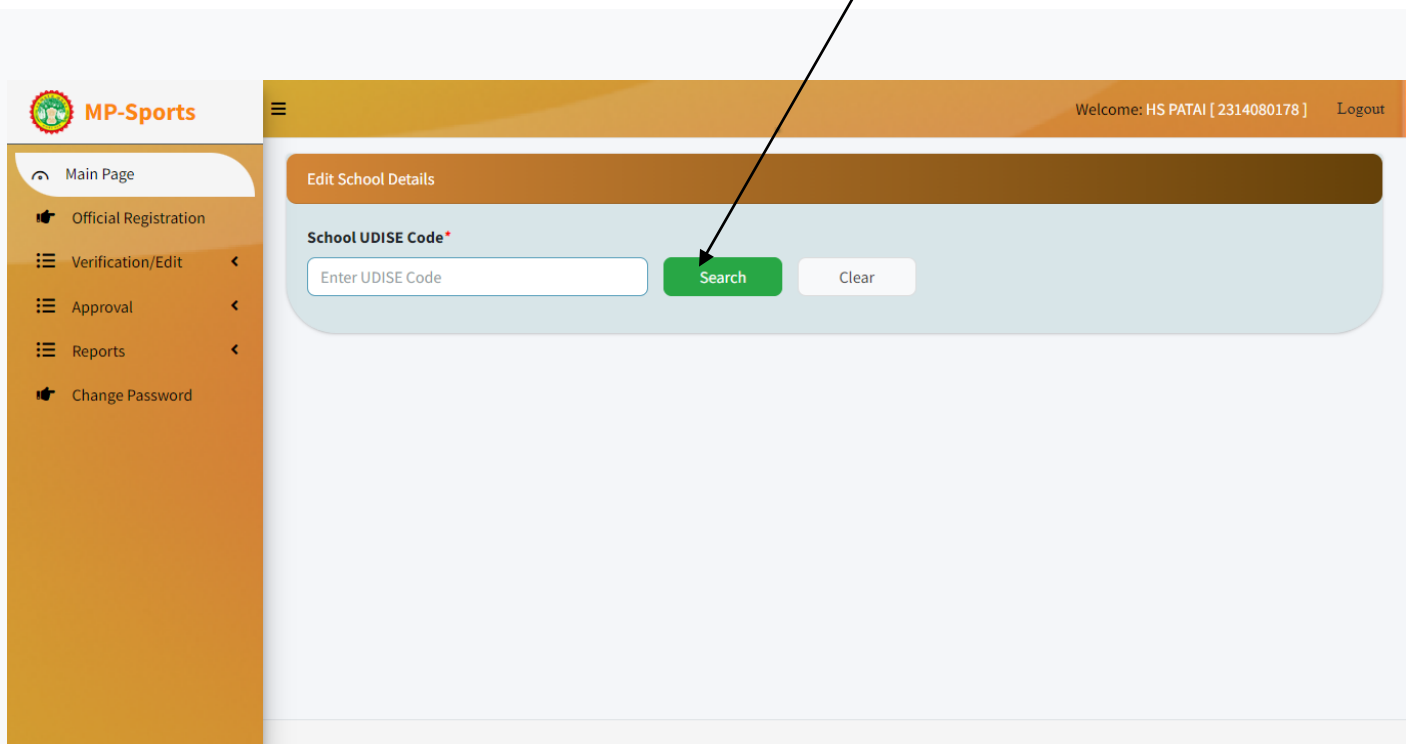
Verification हेतु आवेदन का प्रकार चयन कर Search करें तथा school अनुसार Verification करें ।



संकुल द्वारा School की जानकारी में परिवर्तन करने हेतु Edit School Details मेनू पर क्लिक करें ।



Edit करने हेतु School UDISE Code दर्ज कर Search बटन पर क्लिक करें ।



School जानकारी में आवश्यक परिवर्तन कर Update बटन पर क्लिक करें ।

MP-Sports Welcome: HS PATAI [2314080178] Logout

Edit School Details

School UDISE Code*
23140818903 Search Clear

School Details

School Name: S.V.N. PUBLIC SCHOOL GUDHWA

School Category: Primary only with grades 1 to 5

Board Name: Select School Type: Co-Education

School Management: Private Unaided

Principal Name*: NA

Mobile No.*: NA School Email: NA

Telephone No.:

Address: NA

State: Madhya Pradesh - Bhopal Division: Rewa

District: Rewa Block: GANGEO

PIN Code: 000000 Area: Urban


Update

Update करने पर जानकारी सफलतापूर्वक परिवर्तित होने का सन्देश प्रदर्शित होगा ।

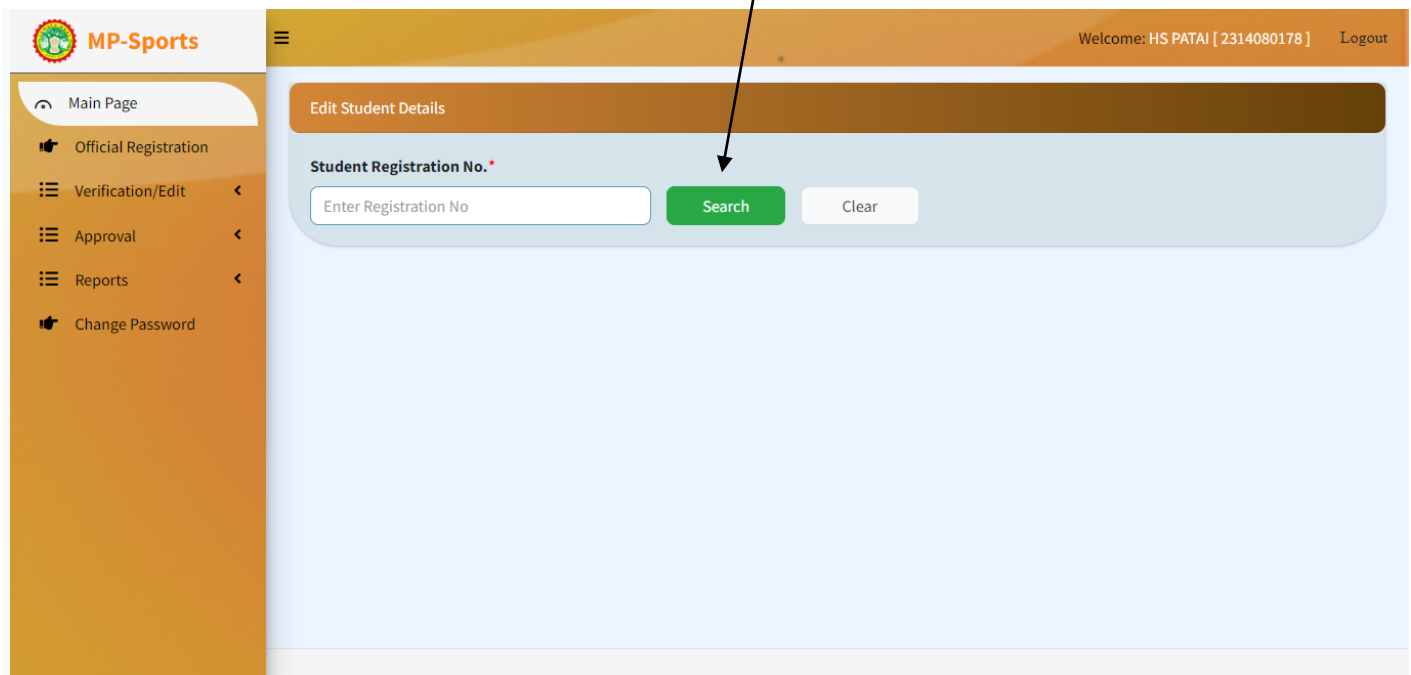
MP-Sports Welcome: HS PATAI [2314080178] Logout

✓ Updated!
RECORD UPDATED SUCCESSFULLY

संकुल द्वारा Students की जानकारी में परिवर्तन करने हेतु Edit Students Details मेनू पर क्लिक करें ।



Edit करने हेतु Student Registration No. दर्ज कर Search बटन पर क्लिक करें एवं परिवर्तन कर जानकारी Update करें ।




संकुल द्वारा Students Forward एवं Coach Manager Registration करने हेतु Approval मेनू पर क्लिक करें ।



Coach एवं Manager Registration करने हेतु Approval मेनू के Coach/Manager Reg Option पर क्लिक करें ।



Coach / Manager Reg Option पर क्लिक करने के पश्चात् नवीन Coach / Manager पंजीकरण हेतु पेज प्रदर्शित होगा, पेज में आवश्यक जानकारी दर्ज कर Submit बटन पर Click करें।

 **MP-Sports** Welcome: HS PATAI [2314080178] [Logout](#)

Coach And Manager Registration

Coach / Manager Details

Academic Session 2023-24	Registration Type Select	Name Enter Full Name	Name(In Hindi) Name(In Hindi)
Father's Name Enter Father's Name	Father's Name(In Hindi) Father's Name(In Hindi)	Mobile No. Enter Mobile No.	Email ID Enter Email ID
Gender Select	Category Select	Aadhar No. Enter Aadhar No.	Date Of Birth DD/MM/YYYY

Address

State Madhya Pradesh - Bhopal	Division Select	District Select	Block Select
PIN Code Enter PIN Code	Address Enter Address		


Organization Details

Note : Check if office address and organization address is same

Organization Name Enter Organization Name	State Madhya Pradesh - Bhopal	Division Select	District Select
Block Select	PIN Code Enter PIN code	Post/Designation Enter Post/Designation	
Address Enter Organization Address			

Photo Upload

Official PHOTO Uploads (.JPG format only upto 100 kb)*



Choose file No file chosen

Submit Clear

Submit बटन क्लिक करने पर डाटा सफलतापूर्वक सेव किये जाने का सन्देश प्रदर्शित होगा ।



स्टूडेंट्स को अगले स्तर पर फॉरवर्ड करने हेतु Forward Student आप्शन पर क्लिक करें ।



Forward Student मेनू पर क्लिक करने के उपरांत दिए गए पेज की सभी फ़िल्ड्स का चयन कर प्रदर्शित सूचि एवं वरीयता अनुसार स्टूडेंट्स का चयन कर Submit Button पर क्लिक करें तथा कोच एवं मेनेजर का चयन कर अभ्यर्थी को अगले स्तर पर फॉरवर्ड ।

MP-Sports

Welcome: HS PATAI [2314080178] Logout

Main Page

Official Registration

Verification/Edit

Approval

Reports

Change Password

Forward Students

Sankul level Player Selection

Academic Session* 2023-24

Age Group* Select

Gender* Select

Sports Type* Select

Sports* Select

Search Clear

Reports देखने हेतु Reports Menu पर क्लिक करें ।

MP-Sports

Welcome: HS PATAI [2314080178] Logout

Main Page

Official Registration

Verification/Edit

Approval

Reports

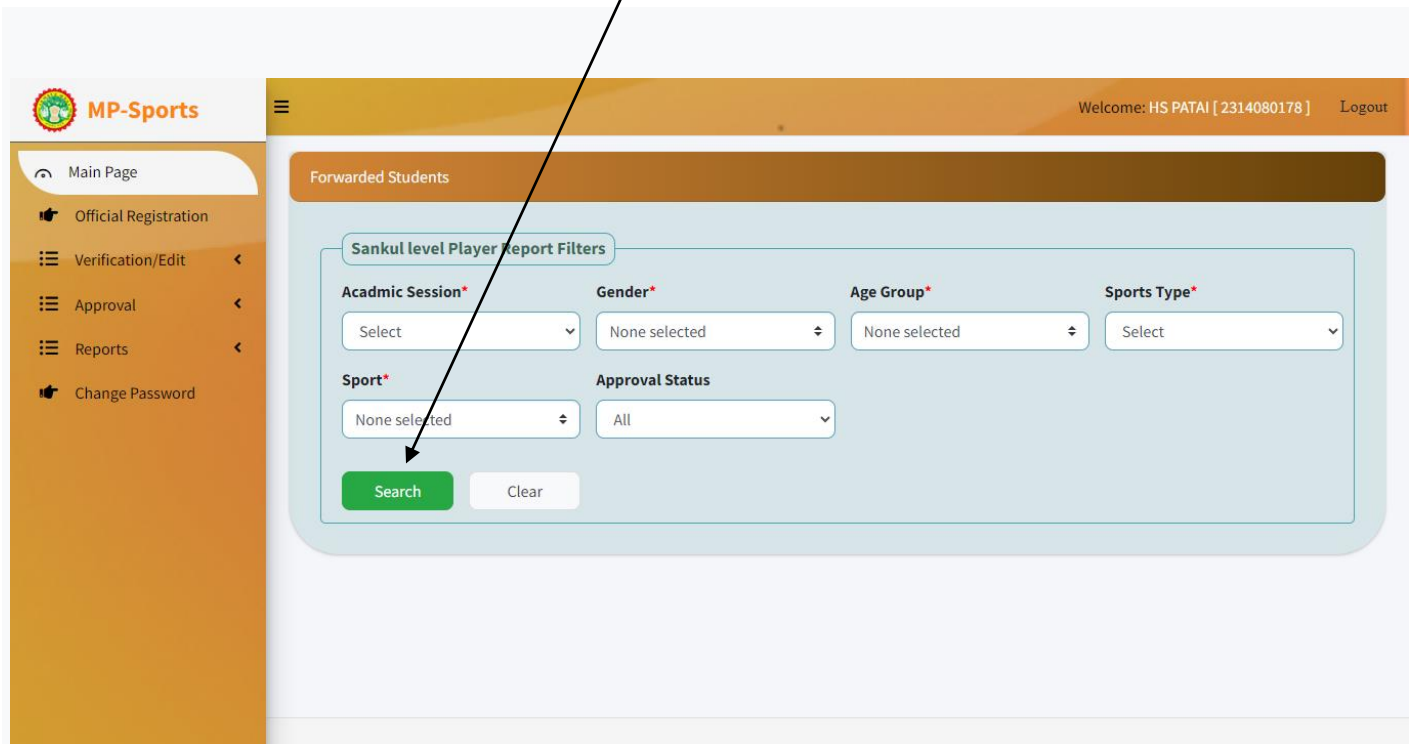
Change Password

Dashboard


संकुल द्वारा अगले स्तर पर Forward किये गए अभ्यर्थियों की सूचि देखने हेतु Reports मेनू के Forwarded Students Option पर क्लिक करें ।



पेज की सभी आवश्यक फ़िल्ड्स का चयन कर Search Option द्वारा Forwarded Students की जानकारी देखें ।

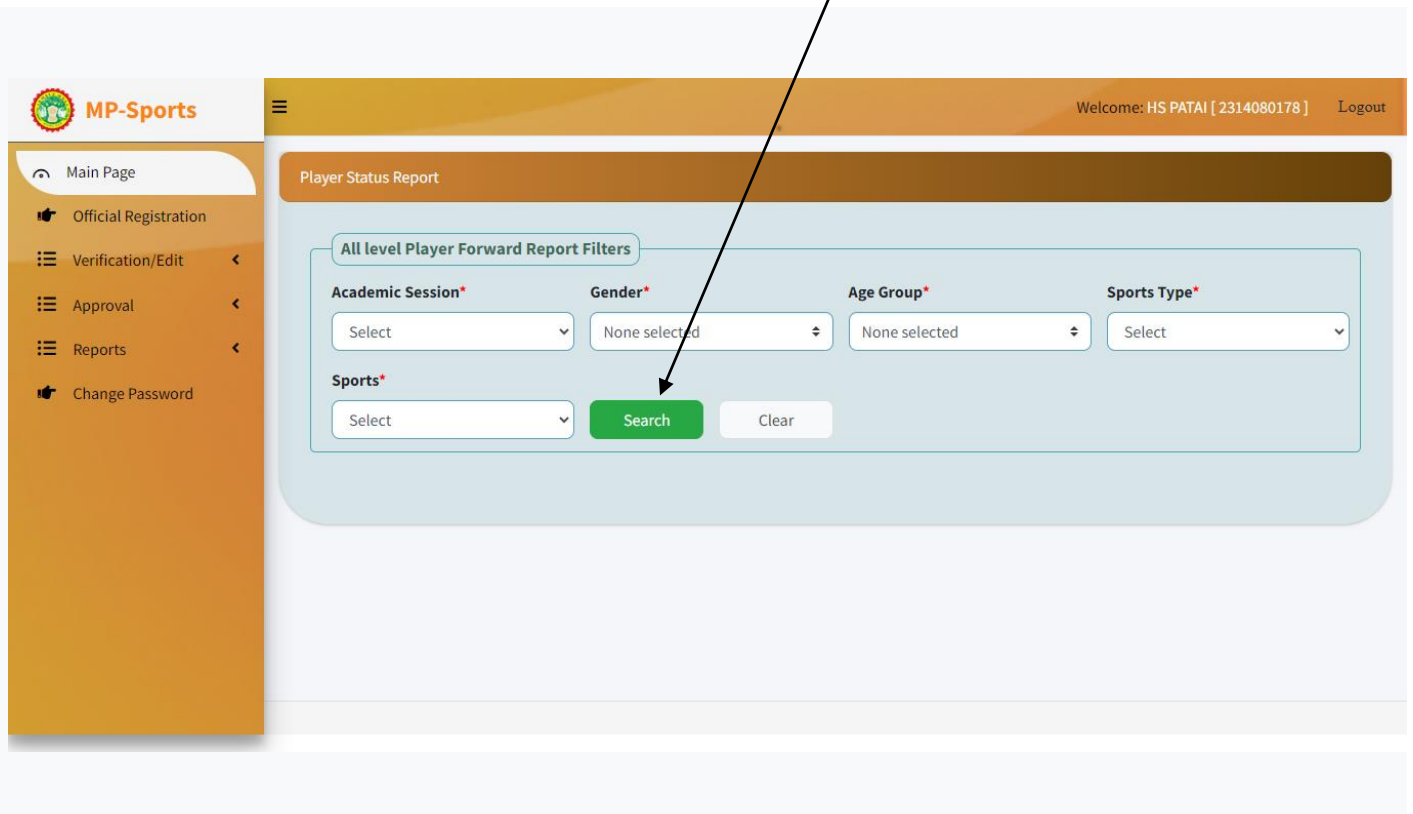


संकुल द्वारा अभ्यर्थियों की वरीयता अनुसार सूचि देखने हेतु Reports मेनू के Player Status Report Option पर क्लिक करें ।



The screenshot shows the MP-Sports dashboard. On the left, there is a navigation menu with the following items: Main Page, Official Registration, Verification/Edit, Approval, Reports, Forwarded Students, Player Status Report, School Report, Coach Manager Report, Official Report, and Change Password. The 'Reports' menu item is expanded, and 'Player Status Report' is highlighted. An arrow points from the text above to this menu item. The main content area displays 'Dashboard' and a welcome message: 'Welcome: HS PATAI [2314080178] Logout'.

पेज की सभी आवश्यक फ़ील्ड्स का चयन कर Search Option द्वारा जानकारी देखें ।

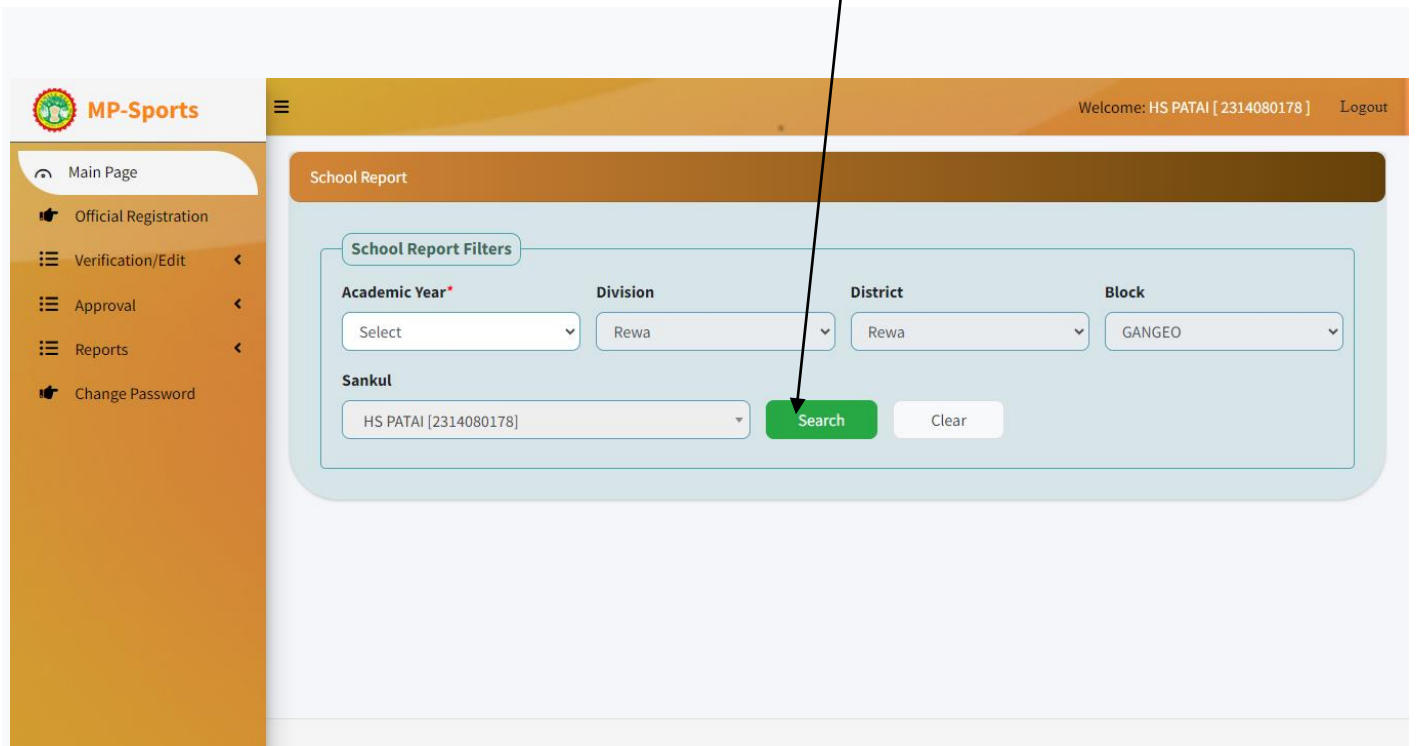


The screenshot shows the 'Player Status Report' page. The navigation menu on the left is the same as in the previous screenshot. The main content area is titled 'Player Status Report' and contains a section for 'All level Player Forward Report Filters'. This section includes four dropdown menus: 'Academic Session*' (with 'Select' as the current value), 'Gender*' (with 'None selected' as the current value), 'Age Group*' (with 'None selected' as the current value), and 'Sports Type*' (with 'Select' as the current value). Below these filters is a 'Sports*' dropdown menu (with 'Select' as the current value), a green 'Search' button, and a 'Clear' button. An arrow points from the text above to the 'Search' button.

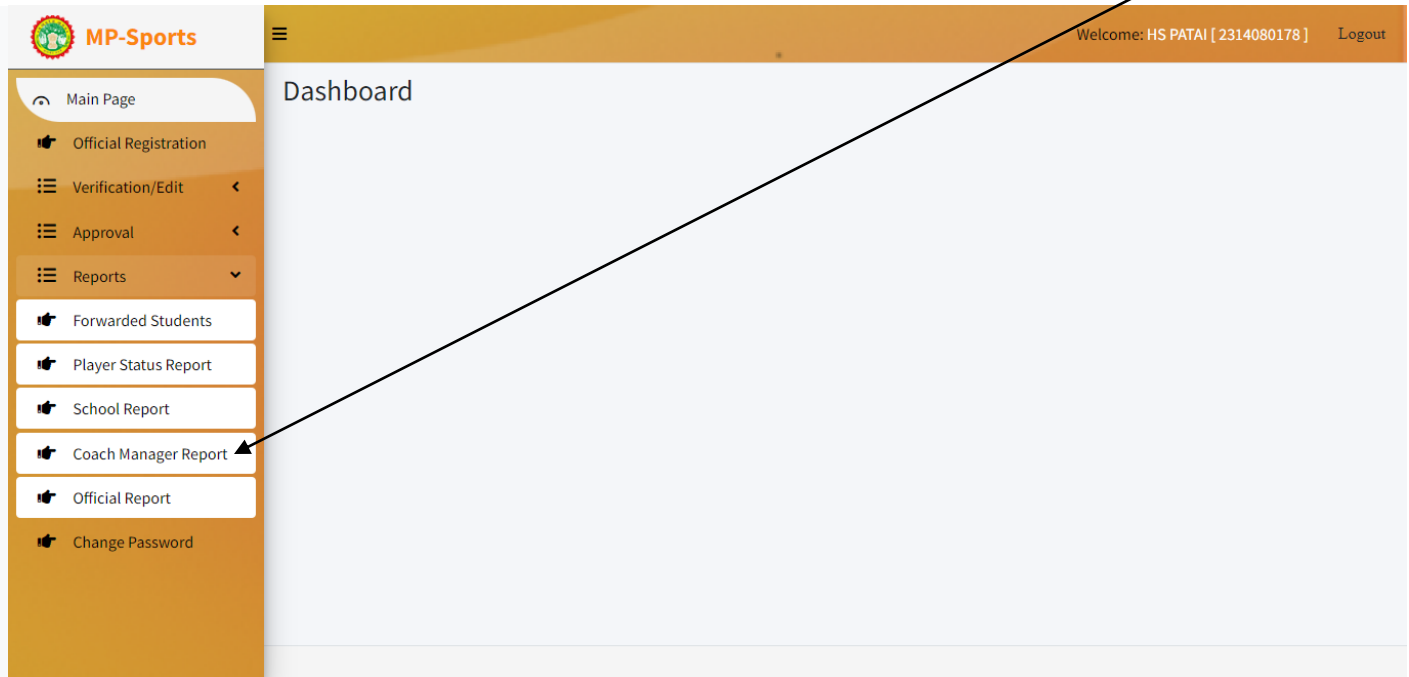
संकुल अंतर्गत आने वाले सभी स्कूल जानकारी देखने हेतु Reports Section के School Report Option पर Click करें |



पेज की सभी आवश्यक फ़िल्ड्स का चयन कर Search Option द्वारा जानकारी देखें |

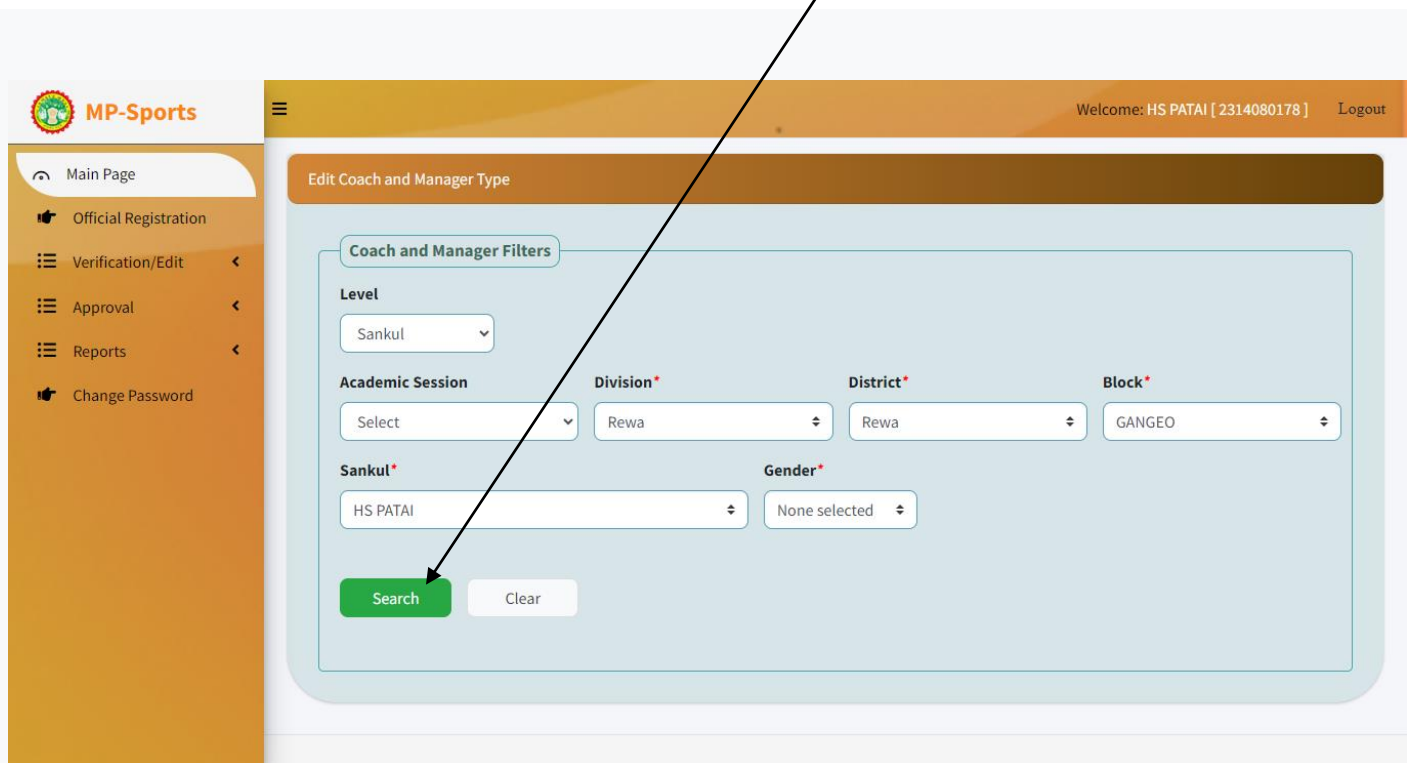


संकुल द्वारा सभी Coach एवं Manager की Report देखने हेतु Reports मेनू के Coach Manger Report Option पर क्लिक करें ।




The screenshot shows the MP-Sports dashboard. The top navigation bar includes the MP-Sports logo, a hamburger menu icon, and the text "Welcome: HS PATAI [2314080178] Logout". The main content area is titled "Dashboard". On the left, there is a vertical sidebar menu with the following items: "Main Page", "Official Registration", "Verification/Edit", "Approval", "Reports", "Forwarded Students", "Player Status Report", "School Report", "Coach Manager Report", "Official Report", and "Change Password". The "Reports" item is expanded, and an arrow points to the "Coach Manager Report" option.

पेज की सभी आवश्यक फ़िल्ड्स का चयन कर Search Option द्वारा जानकारी देखें ।

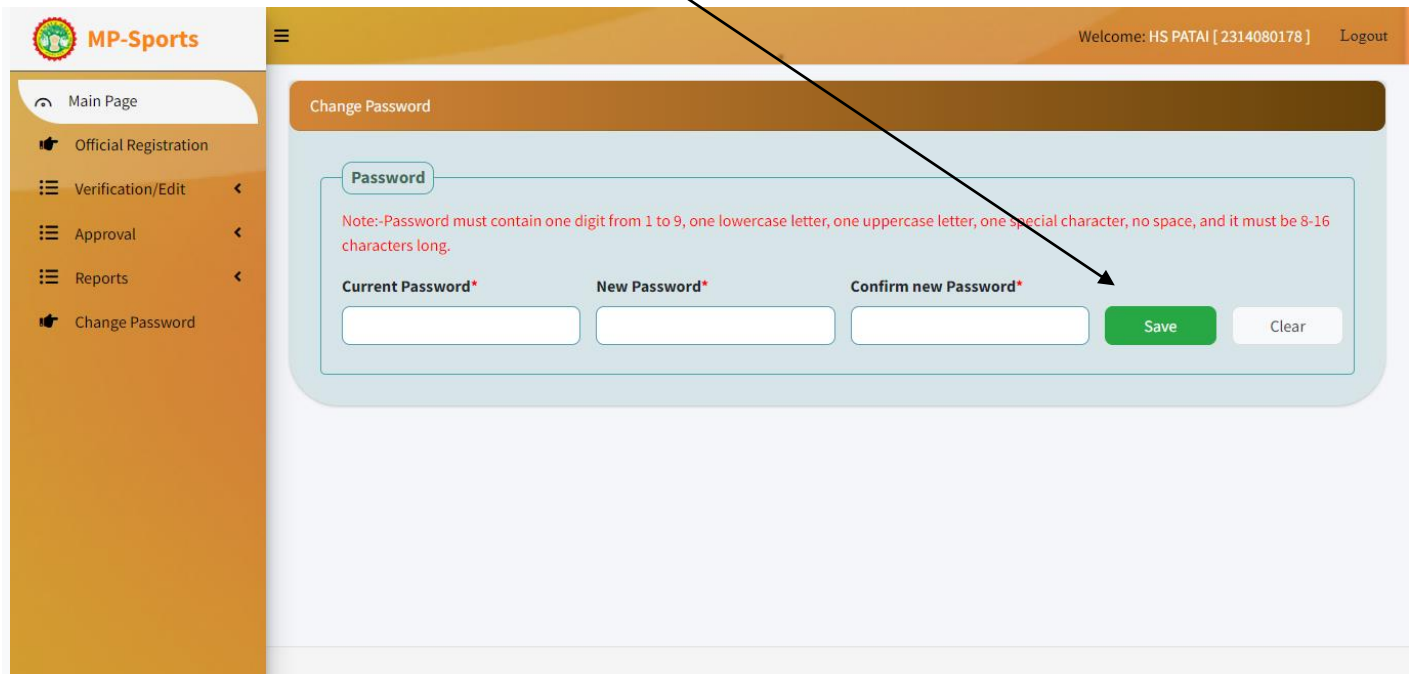


The screenshot shows the "Edit Coach and Manager Type" page. The top navigation bar is the same as in the previous screenshot. The main content area has a title "Edit Coach and Manager Type" and a section titled "Coach and Manager Filters". This section contains several dropdown menus: "Level" (set to "Sankul"), "Academic Session" (set to "Select"), "Division*" (set to "Rewa"), "District*" (set to "Rewa"), "Block*" (set to "GANGEO"), "Sankul*" (set to "HS PATAI"), and "Gender*" (set to "None selected"). At the bottom of the filter section, there are two buttons: "Search" (in green) and "Clear". An arrow points to the "Search" button.

संकुल द्वारा सभी खेलों से सम्बंधित अन्य अधिकारियों के पंजीयन की Report देखने हेतु Reports मेनू के Official Report Option पर क्लिक करें ।



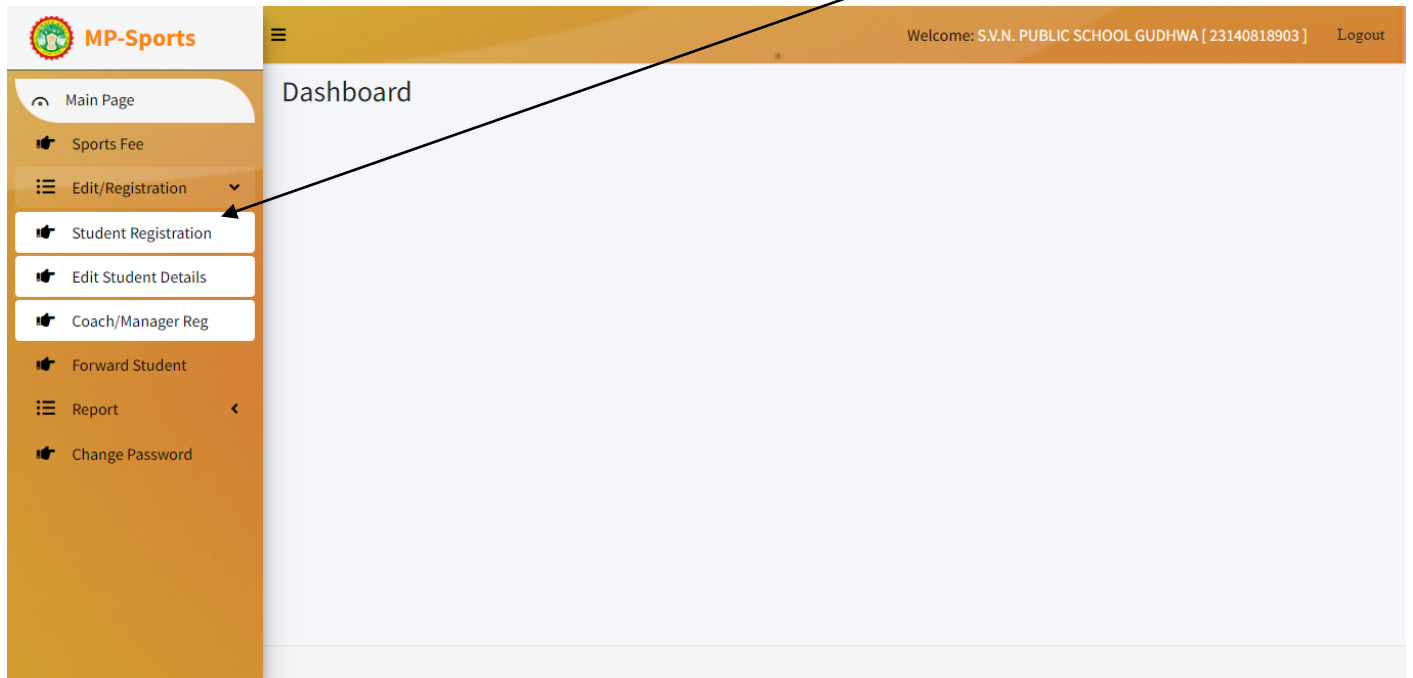
Password Change करने हेतु Change Password Option पर Click करें एवं आवश्यक जानकारी दर्ज कर Save Button पर क्लिक करें ।



संकुल द्वारा स्वयं School स्तर के कार्य करने हेतु मुख्य पृष्ठ के School मेनू पर क्लिक करें।



अभ्यर्थी द्वारा चयनित खेल में आवेदन करने हेतु Edit/Registration मेनू के Student Registration Option पर क्लिक करें।



Student Registration Option पर क्लिक करने के उपरांत खेलों में पंजीकरण करने हेतु पजे प्रदर्शित होगा, सम्बंधित पेज में आवश्यक सभी जानकारी को दर्ज कर Priview बटन पर क्लिक करें।

Sport Name	Category	Age Group	Weight
ATHLETICS	100m	UNDER 19	NA
ATHLETICS	200m	UNDER 19	NA
ATHLETICS	400 m	UNDER 19	NA
ATHLETICS	4*100m Rly.	UNDER 19	NA
ATHLETICS	4*400m Rly.	UNDER 19	NA
BADMINTON	NA	UNDER 19	NA
JUDO	NA	UNDER 19	-45 KG

Size of t-shirt	Size of track suit	Size of shoes	Weight (KG)
M	M	6	45

Priview बटन पर क्लिक करने पर पंजीकरण सफलतापूर्वक किये जाने का सन्देश प्रदर्शित होगा।

NOTE: Already registered student can fill nomination form directly from here

Student Registration

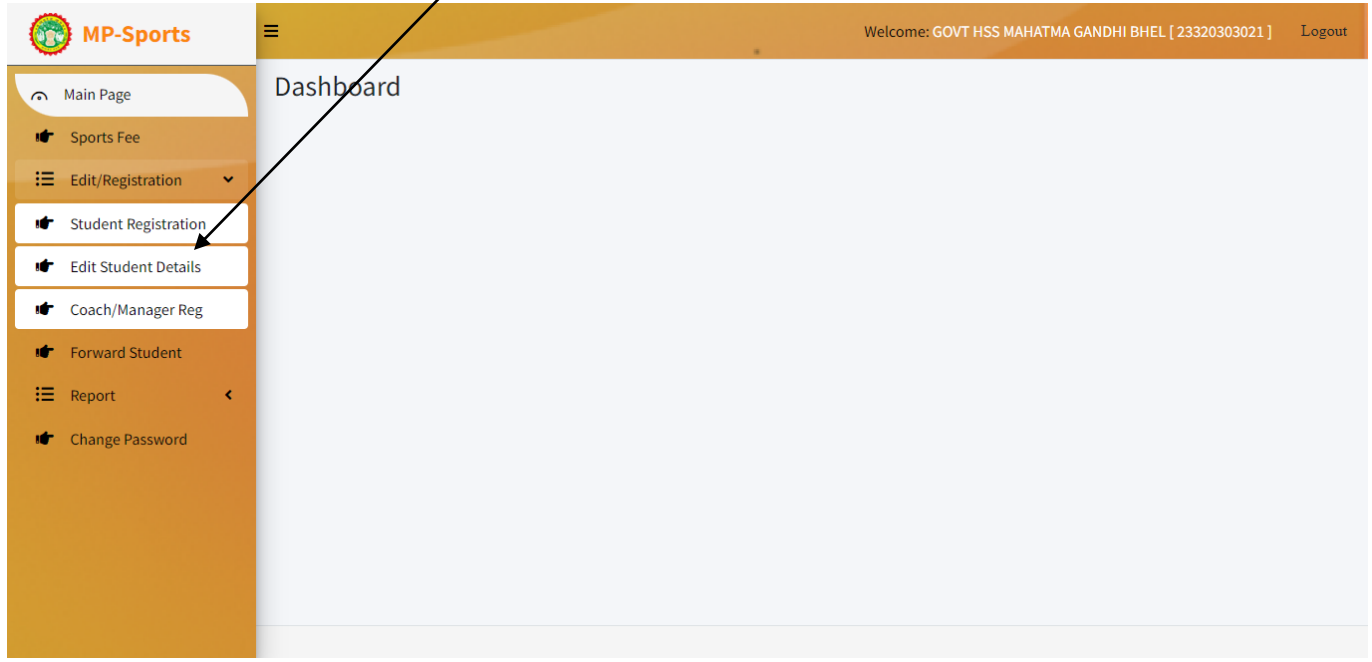
✓ Inserted!
STUDENT REGISTERED SUCCESSFULLY

Student Details

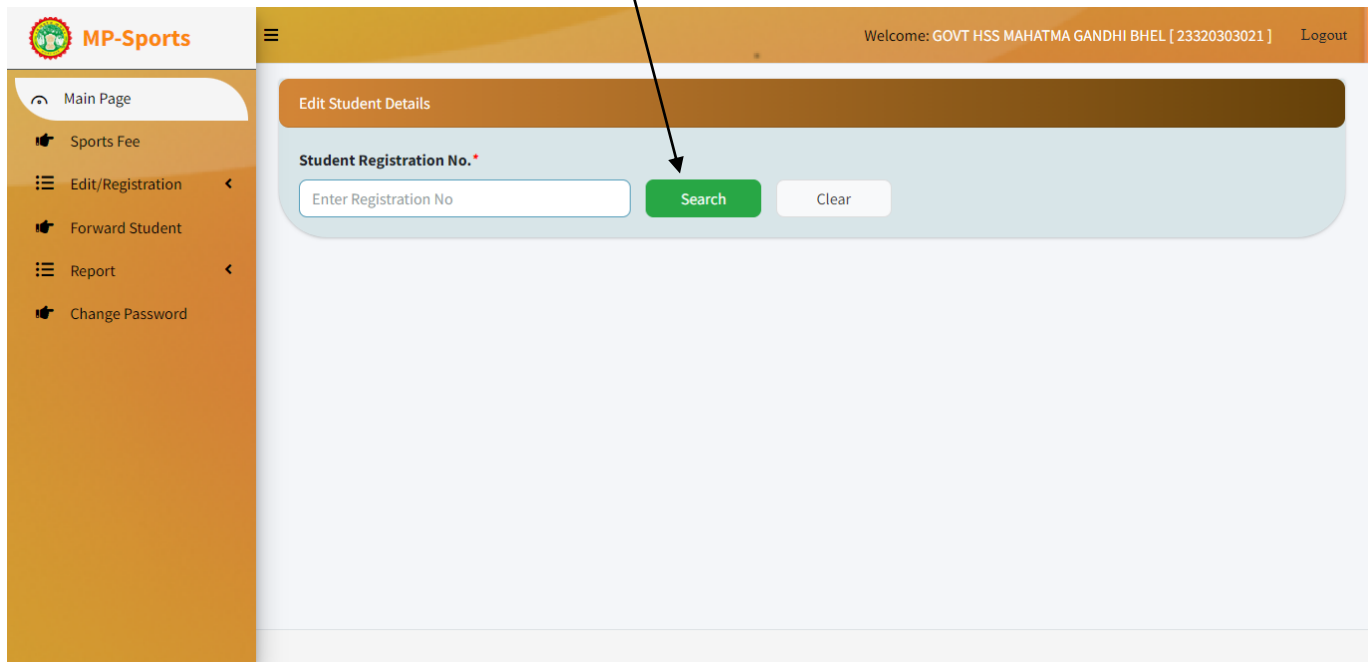
Academic Session	Class*	Scholar No.*	Enrollment No.
2023-24	Select Class	Enter Scholar No	Enter Enrollment No (Optional)

Student Name*	Father's Name*	Mother's Name*

पंजीयन किये गए अभ्यर्थी की जानकारी में सुधार करने हेतु Edit/Registration मेनू के Edit Student Details Option पर क्लिक करें।



Edit Option पर क्लिक करने के पश्चात् Student Registration No Filed में पंजीयन संख्या दर्ज कर Search बटन पर क्लिक करें।



पंजीयन संख्या दर्ज करने उपरांत पंजीयक सम्बंधित जानकारी प्रदर्शित होगी, जानकारी में सुधार कर Update बटन पर क्लिक करें।

MP-Sports

Welcome: GOVT HSS MAHATMA GANDHI BHEL [23320303021] Logout

Edit Student Details

Student Registration No.*
ST230710040359952 Search Clear

Student Details

Academic Session: 2023-24 Class: 11TH Scholar No.: 4546648

Student Full Name*: Rahul Father's Name*: Rajeev Mother's Name*: Rashmi

Student Full Name(In Hindi)*: राहुल Father's Name(In Hindi)*: राजीव Mother's Name(In Hindi)*: रश्मि

Gender*: Boy Category*: General Do You Have Samagra ID?*: Yes Samagra ID*: 454848484

Date of Birth (DD/MM/YYYY)*: 01/06/2004 Date of Admission (DD/MM/YYYY): DD/MM/YYYY Mobile No.*: 8454548484 Email*: Enter Email ID

Size of T-Shirt*: M Size of Track Suit*: M Size of Shoes*: 6 Weight(KG)*: 50

Address Details

State*: Madhya Pradesh - Bhopal Division*: Bhopal District*: Bhopal Block*: BERASIA

PIN Code*: 462004 Address*: bhopal

Personal Identification Mark

O1*: Cut in hand O2*: Enter Personal Identification Mark (Optional)

Nomination & Eligibility

Sport Name(Select atleast one sport)*: ATHLETICS Age Group*: UNDER 17 Category: None selected Weight: Select Weight

BADMINTON Age Group*: UNDER 19 Category: None selected Weight: Select Weight

JUDO Age Group*: UNDER 19 Category: None selected Weight: -45 KG

Update

Update बटन क्लिक करने पर जानकारी सफलतापूर्वक update हुई का सन्देश प्रदर्शित होगा।

MP-Sports

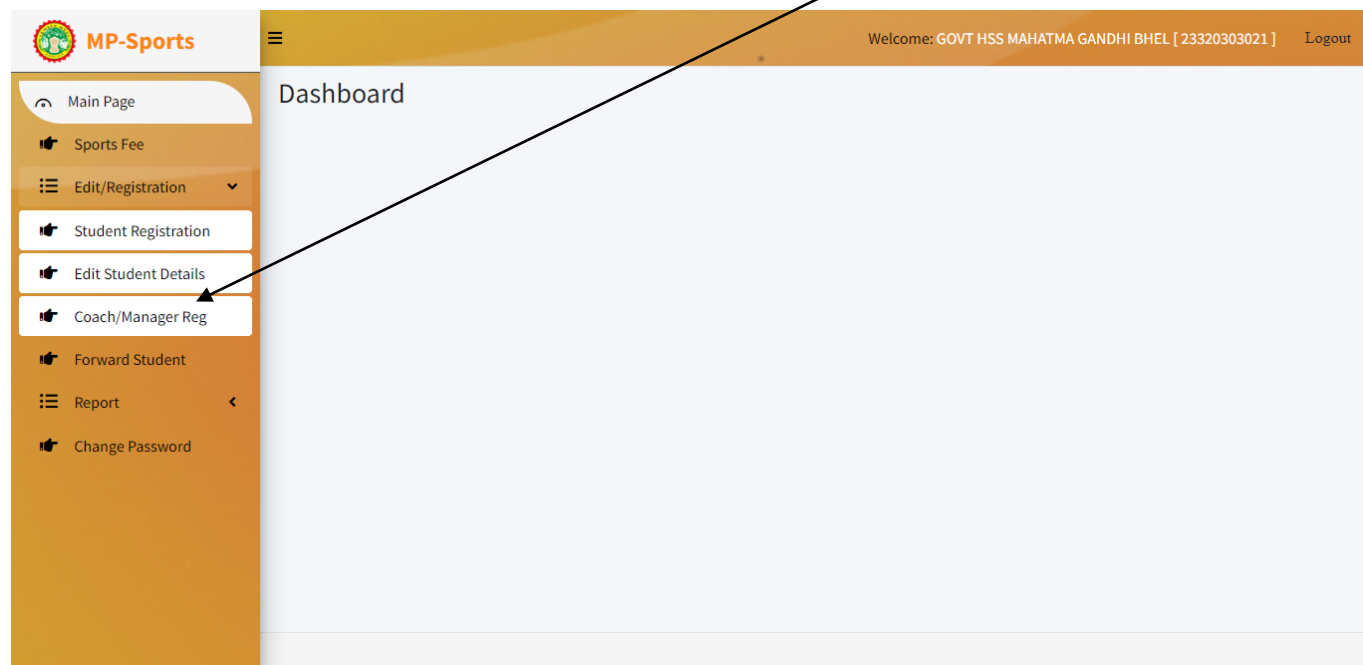
Welcome: GOVT HSS MAHATMA GANDHI BHEL [23320303021] Logout

Edit Student Details


Updated!
Data Updated Successfully

Student Registration No.*
ST230710040359952 Search Clear

Coach एवं Manager के Registration हेतु Edit/Registration मेनू के Coach / Manager Reg Option पर क्लिक करें।



Coach / Manager Reg Option पर क्लिक करने के पश्चात् नवीन Coach / Manager पंजीकरण हेतु पेज प्रदर्शित होगा, पेज में आवश्यक जानकारी दर्ज कर Submit बटन पर Click करें।

 **MP-Sports** Welcome: GOVT HSS MAHATMA GANDHI BHEL [23320303021] [Logout](#)

Coach And Manager Registration

Coach / Manager Details

Academic Session 2023-24	Registration Type* Select	Name* Enter Full Name	Name(In Hindi)* Name(In Hindi)
Father's Name* Enter Father's Name	Father's Name(In Hindi)* Father's Name(In Hindi)	Mobile No.* Enter Mobile No.	Email ID Enter Email ID
Gender* Select	Category* Select	Aadhar No.* Enter Aadhar No.	Date Of Birth* DD/MM/YYYY

Address

State* Madhya Pradesh - Bhopal	Division* Select	District* Select	Block* Select
PIN Code* Enter PIN Code	Address* Enter Address		


Organization Details

Note : Check if office address and organization address is same


Organization Name* Enter Organization Name	State* Madhya Pradesh - Bhopal	Division* Select	District* Select
Block* Select	PIN Code* Enter PIN code	Post/Designation* Enter Post/Designation	
Address* Enter Organization Address			

Photo Upload

Official PHOTO Uploads (.JPG format only upto 100 kb)*


 No file chosen

Submit बटन क्लिक करने पर डाटा सफलतापूर्वक सेव किये जाने का सन्देश प्रदर्शित होगा ।



खेलों से सम्बंधित अन्य अधिकारीयों के पंजीयन करने हेतु Edit/Registration मेनू के OFFICIAL REGISTRATION पेज पर क्लिक करें ।



पेज में आवश्यक जानकारी दर्ज कर Submit बटन पर क्लिक करें।

MP-Sports

Welcome: S.V.N. PUBLIC SCHOOL GUDHWA [23140818903] Logout

OFFICIAL REGISTRATION

Teacher Details

Academic Session* 2023-24 **Teacher Type*** Select

Full Name* Enter Full Name **Father's Name*** Enter Father Name

Mobile No* Enter Mobile No. **Email Id*** Enter Email Id

State* Madhya Pradesh - Bhopal **Division*** Select

District* Select **Block*** Select

Address* Enter Parmanent Address **PIN Code*** Enter Pin Code

Gender* Male Female

Organization Details

Department Name* Select

Organization Name* Enter Organization Name **UDISE Code*** Enter UDISE Code

State* Madhya Pradesh - Bhopal **Division*** Rewa

District* Rewa **Block*** GANGEO

Address* Enter Organization Address **PIN Code*** Enter Pin Code

Post/Designation* Enter Post/Designation **Appointment Date*** DD/MM/YYYY

Education and Experience Details

Educational Qualifications* Select

Professional Qualifications* Select

Sports experience as a government /non-government/academy(in years)Ex.YY.MM* Select Select

Sports Speciality (Name of any three Sports)

Sport-1* select **Sport-2** select **Sport-3** select

Certificate Uploads

Note : File Type should be (.jpg) and Max File Size must be 100 KB/ कृपया एक बार में एक फाइल अपलोड करें।

Qualification Certificate* Select **Upload File*** Choose files No file chosen Add & Upload

Experience Certificate Select **Upload File*** Choose files No file chosen Add & Upload

Photo

Official PHOTO Uploads (.JPG format only upto 100 kb)*

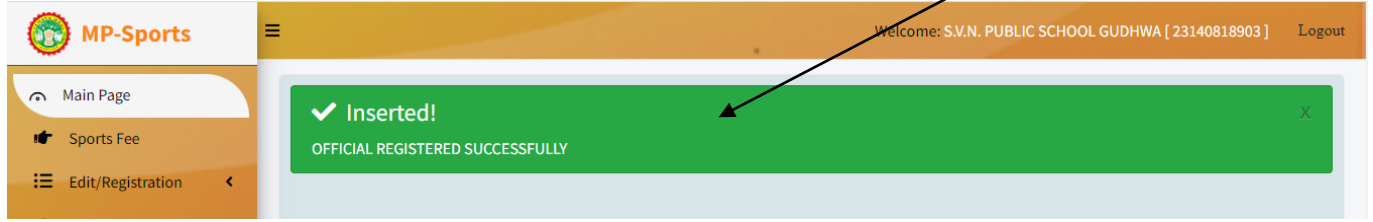
Choose file No file chosen

Declaration

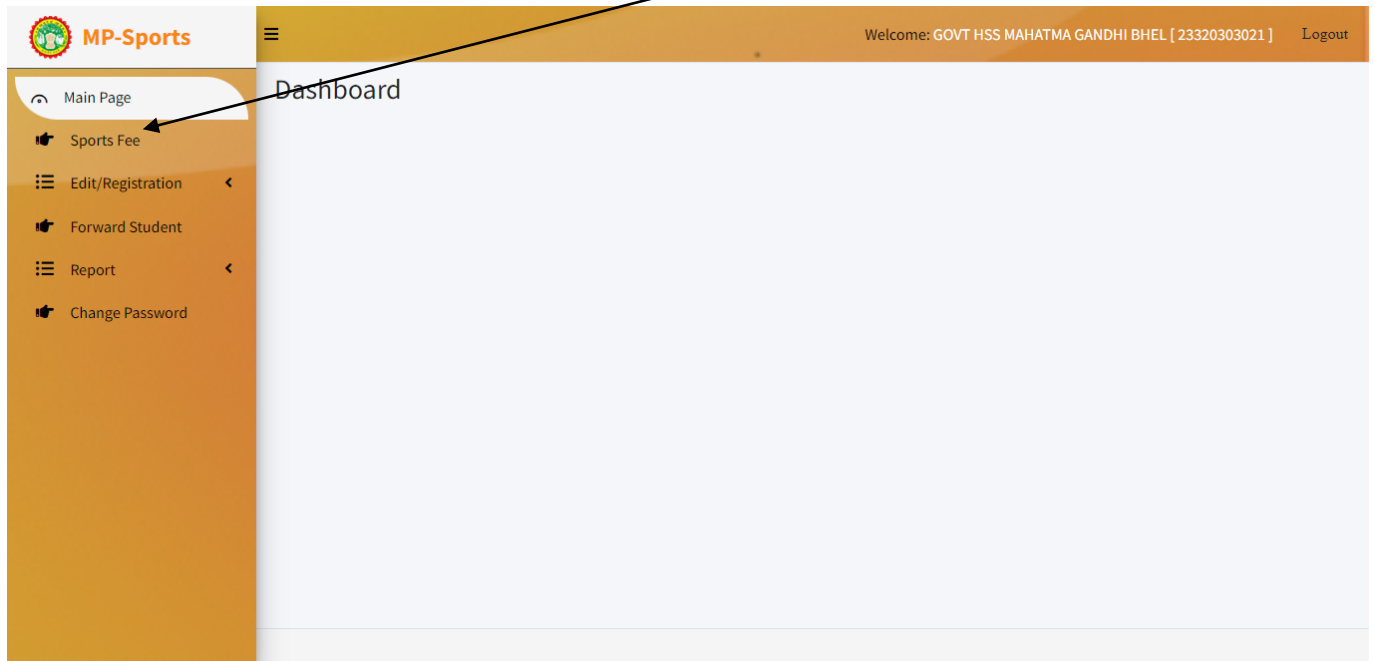
I hereby declare that the information given in this application is true and correct to the best of my knowledge and belief. In case any information given in this application proves to be false or incorrect, I shall be responsible for the consequences.

Submit **Clear**

Submit बटन क्लिक करने पर डाटा सफलतापूर्वक सेव किये जाने का सन्देश प्रदर्शित होगा ।



खेल से सम्बंधित शुल्क को जमा करने हेतु Sports Fee मेनू पर क्लिक करें ।



Sports Fee मेनू पर क्लिक करने उपरांत कक्षा एवं छात्र संख्या अनुसार शुल्क की गणना कर Save बटन पर क्लिक करें।

Students IN	Number Of Students*	Fees	Amount
Class = 9	<input type="text"/>	120	<input type="text"/>
Class = 10	<input type="text"/>	120	<input type="text"/>
Class = 11	<input type="text"/>	200	<input type="text"/>
Class = 12	<input type="text"/>	200	<input type="text"/>
Total Number Of Students*			<input type="text"/>
		Total Amount	<input type="text"/>

पंजीकर्त स्टूडेंट्स को अगले स्तर पर फॉरवर्ड करने हेतु Forward Student मेनू पर क्लिक करें।

MP-Sports

Welcome: GOVT HSS MAHATMA GANDHI BHEL [23320303021] Logout

Dashboard

- Main Page
- Sports Fee
- Edit/Registration
- Forward Student
- Report
- Change Password

Forward Student मेनू पर क्लिक करने के उपरांत दिए गए पेज की सभी फ़ील्ड्स का चयन कर प्रदर्शित सूचि एवं वरीयता अनुसार स्टूडेंट्स का चयन कर **Submit Button** पर क्लिक करें।

MP-Sports

Welcome: GOVT HSS MAHATMA GANDHI BHEL [23320303021] Logout

Forward Student

School level Player Selection

Academic Session* 2023-24 Age Group* UNDER 19 Gender* Boys Sports Type* Single

Sports* BADMINTON

Search Clear

Player Selection

Player Type MainPlayer Player Reg No* ST230707010415221| SAHIL DADWANI Add

Submit

Main Player List

S.No	Profile	Reg.No.	Student Name	Father Name	DOB	Class	Position	UDISE	GOVT
1		ST230707010415221	SAHIL DADWANI	SANJAY DADWANI	01/06/2006	12TH	NA	23320303021	GOVT

Submit Button पर क्लिक करने पर **Manager एवं Coach** का चयन करने हेतु पेज प्रदर्शित होगा, **Manager एवं Coach** का चयन कर **Approve Button** पर क्लिक करें।

Sport Management System, School Education Department, Madhya Pradesh

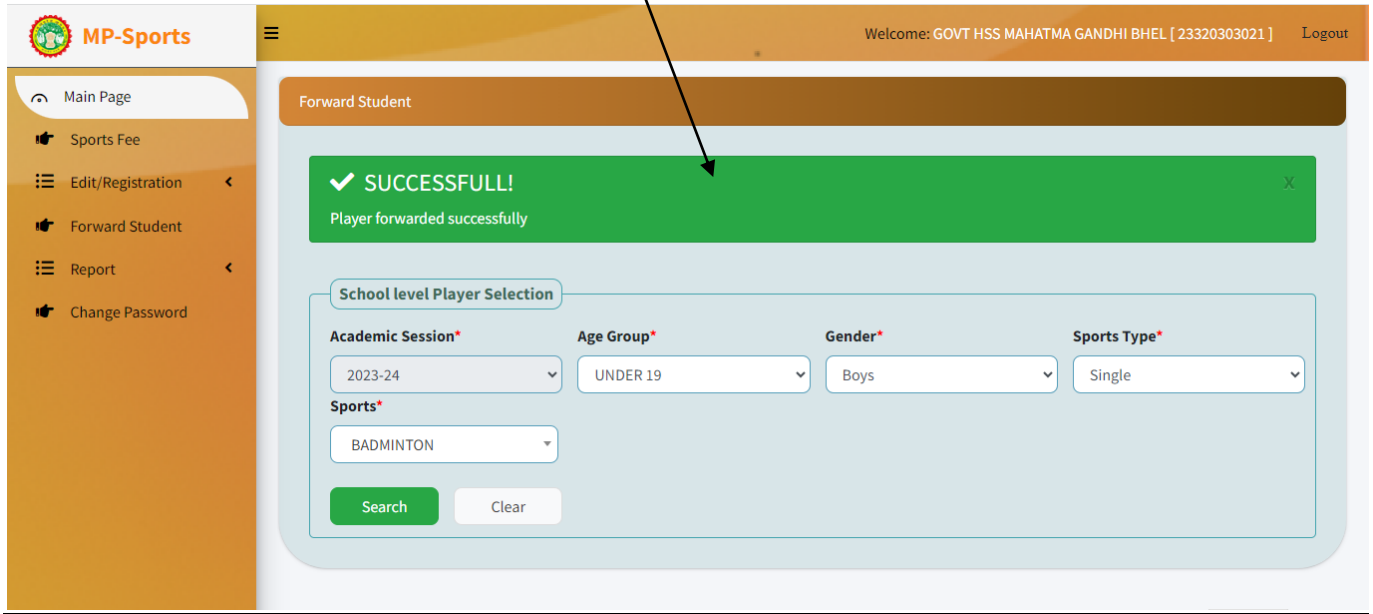
Academic Year: 2023-24 Sport: BADMINTON Age Group: UNDER 19 Gender: Boys

S.No	Position	Student Name	Father Name	SSSMID	School Name
1	NA	SAHIL DADWANI	SANJAY DADWANI	624201368736	GOVT HSS MAHATMA GANDHI BHEL 23320303021

Add Manager Select Manager Add Coach Select Coach

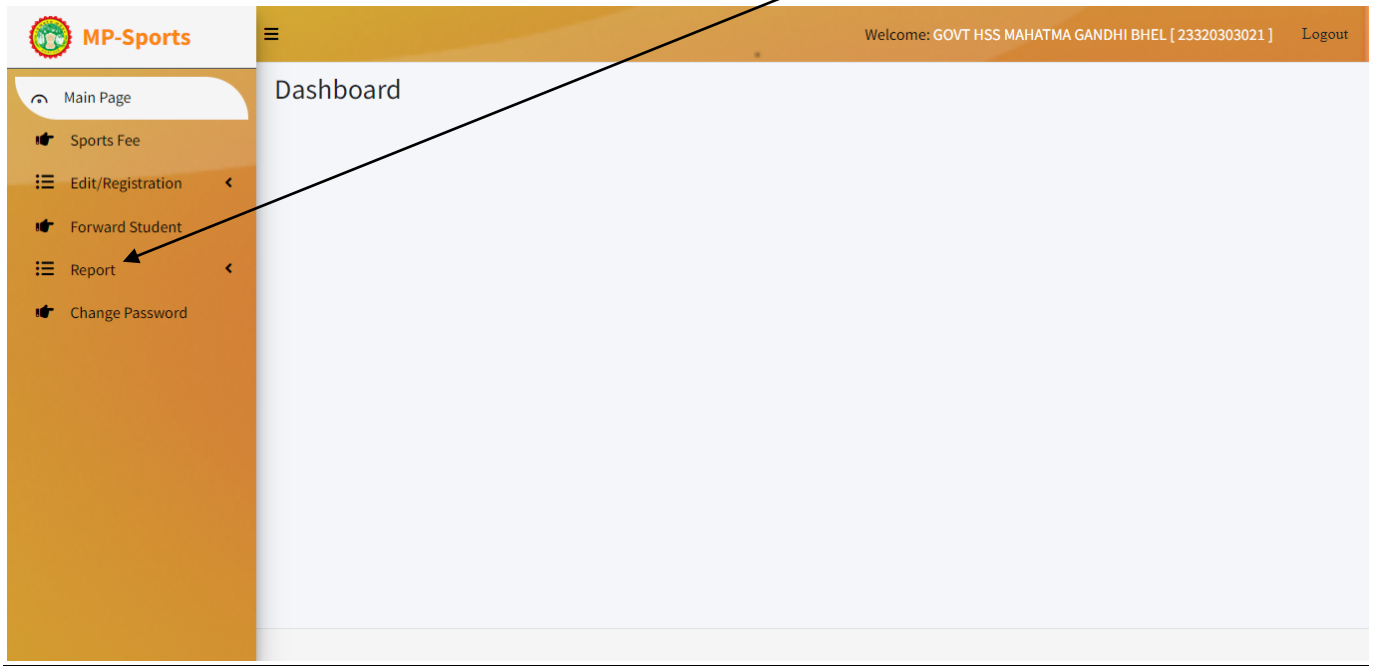
Approve Close

Approve Button पर क्लिक करने पर चयनित खिलाडी को अगले स्तर पर सफलतापूर्वक भेजे जाने का सन्देश प्रदर्शित होगा ।



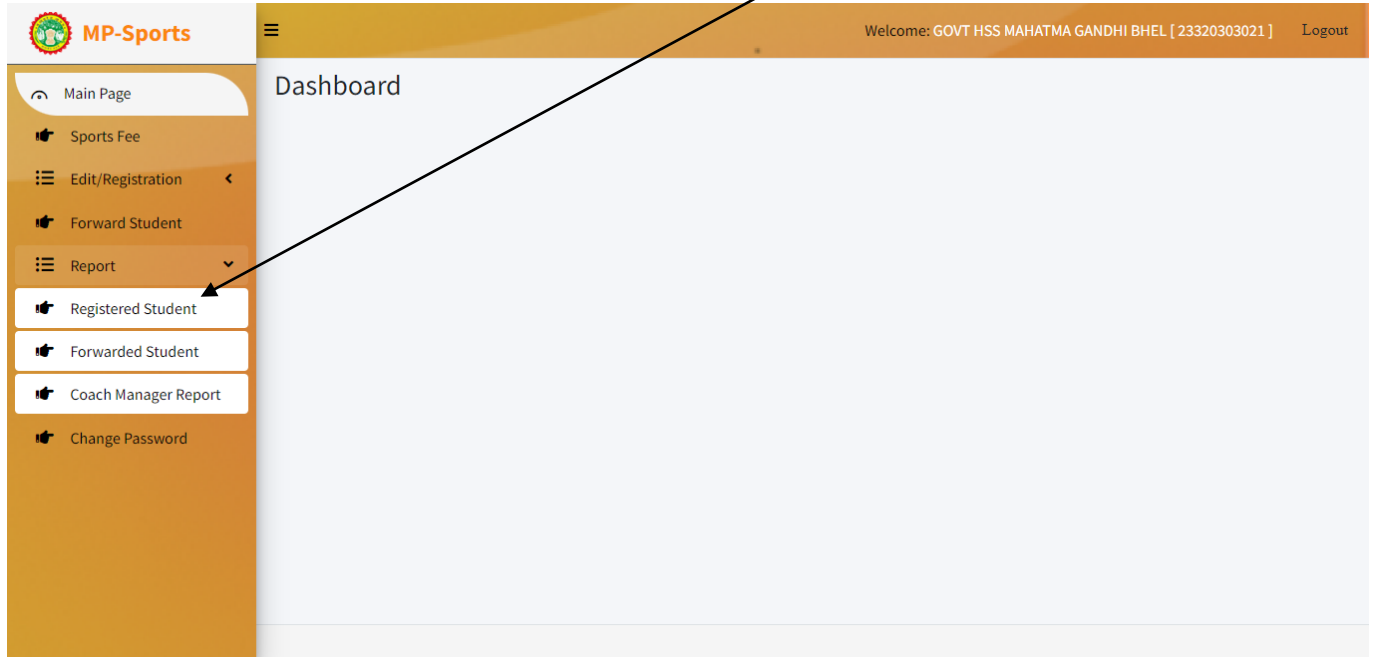
The screenshot shows the MP-Sports application interface. The top navigation bar includes the MP-Sports logo, a hamburger menu icon, and the text "Welcome: GOVT HSS MAHATMA GANDHI BHEL [23320303021] Logout". The left sidebar menu contains: Main Page, Sports Fee, Edit/Registration, Forward Student, Report, and Change Password. The main content area is titled "Forward Student" and features a green success message: "✓ SUCCESSFULL! Player forwarded successfully". Below this is a "School level Player Selection" form with the following fields: Academic Session* (2023-24), Age Group* (UNDER 19), Gender* (Boys), Sports Type* (Single), and Sports* (BADMINTON). There are "Search" and "Clear" buttons at the bottom of the form.

स्टूडेंट्स पंजीयन एवं अन्य जानकारी देखने हेतु Report Menu पर क्लिक करें ।



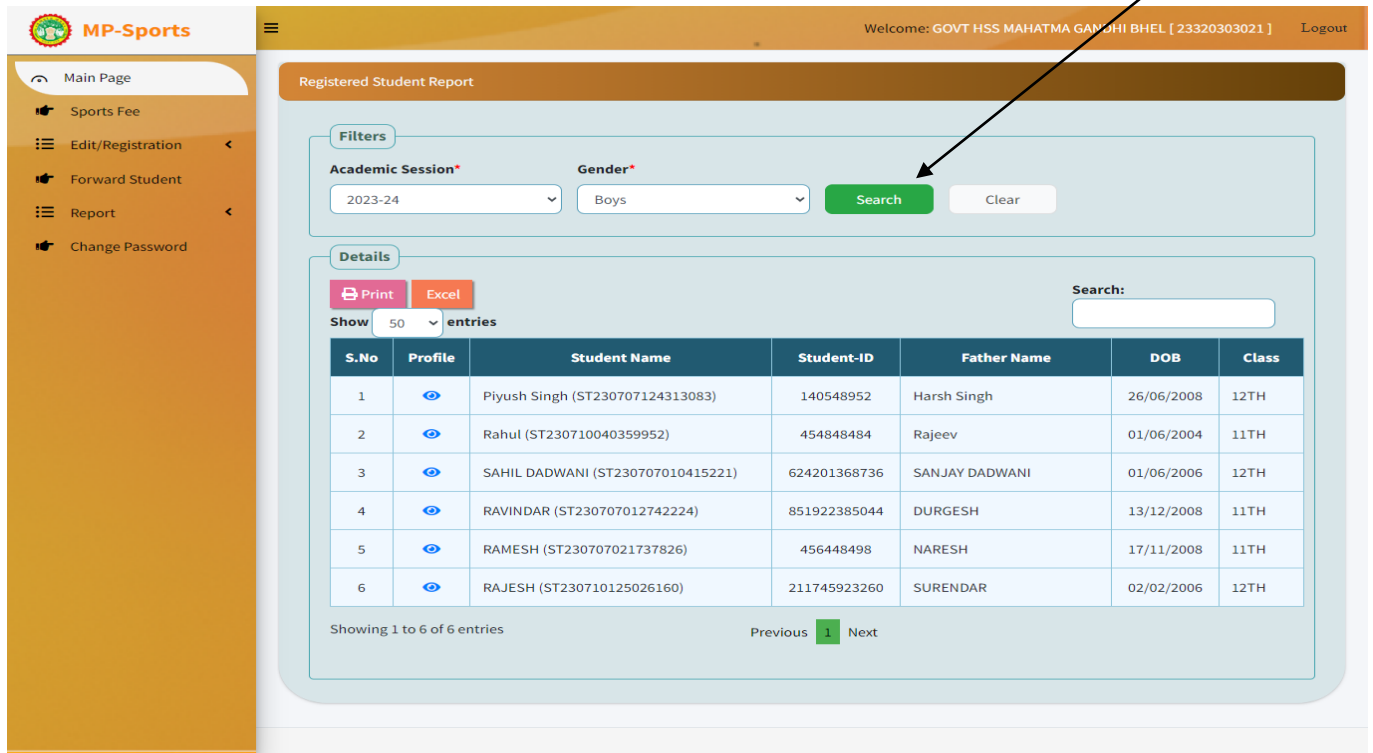
The screenshot shows the MP-Sports application interface. The top navigation bar includes the MP-Sports logo, a hamburger menu icon, and the text "Welcome: GOVT HSS MAHATMA GANDHI BHEL [23320303021] Logout". The left sidebar menu contains: Main Page, Sports Fee, Edit/Registration, Forward Student, Report, and Change Password. The main content area is titled "Dashboard". An arrow points from the "Report" menu item in the sidebar to the "Report" menu item in the sidebar.

पंजीकृत स्टूडेंट्स की जानकारी देखने हेतु Registered Student Option पर क्लिक करें ।



The screenshot shows the MP-Sports dashboard. The top navigation bar includes the MP-Sports logo, a welcome message for 'GOVT HSS MAHATMA GANDHI BHEL [23320303021]', and a 'Logout' button. The sidebar menu on the left contains several options: Main Page, Sports Fee, Edit/Registration, Forward Student, Report, Registered Student (highlighted with a white background and a black arrow pointing to it), Forwarded Student, Coach Manager Report, and Change Password. The main content area is currently empty, displaying only the word 'Dashboard'.

Registered Student Option पर क्लिक करने उपरांत शैक्षणिक सत्र एवं जेंडर का चयन कर Search बटन पर क्लिक करें, जिससे सम्बंधित जानकारी प्रदर्शित होगी ।



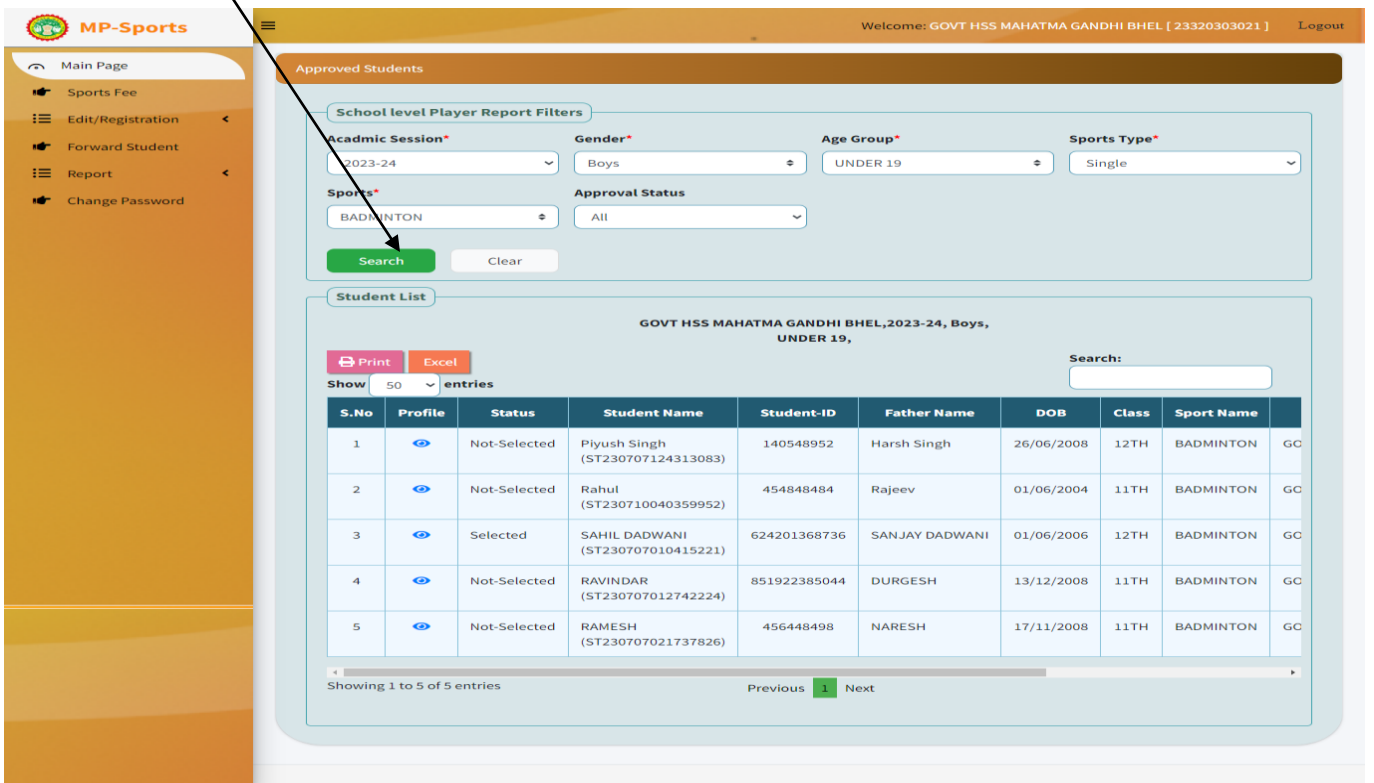
The screenshot shows the 'Registered Student Report' page. The top navigation bar is the same as in the previous screenshot. The sidebar menu is also the same. The main content area is titled 'Registered Student Report' and contains a search filter section. The filter section has two dropdown menus: 'Academic Session*' (set to '2023-24') and 'Gender*' (set to 'Boys'). There is a green 'Search' button and a 'Clear' button. Below the filter section is a 'Details' section with 'Print' and 'Excel' buttons, a 'Show 50 entries' dropdown, and a search input field. Below this is a table with 6 columns: S.No, Profile, Student Name, Student-ID, Father Name, DOB, and Class. The table contains 6 rows of student data. At the bottom of the table, it says 'Showing 1 to 6 of 6 entries' and 'Previous 1 Next'.

S.No	Profile	Student Name	Student-ID	Father Name	DOB	Class
1	Profile	Piyush Singh (ST230707124313083)	140548952	Harsh Singh	26/06/2008	12TH
2	Profile	Rahul (ST230710040359952)	454848484	Rajeev	01/06/2004	11TH
3	Profile	SAHIL DADWANI (ST230707010415221)	624201368736	SANJAY DADWANI	01/06/2006	12TH
4	Profile	RAVINDAR (ST230707012742224)	851922385044	DURGESH	13/12/2008	11TH
5	Profile	RAMESH (ST230707021737826)	456448498	NARESH	17/11/2008	11TH
6	Profile	RAJESH (ST230710125026160)	211745923260	SURENDAR	02/02/2006	12TH

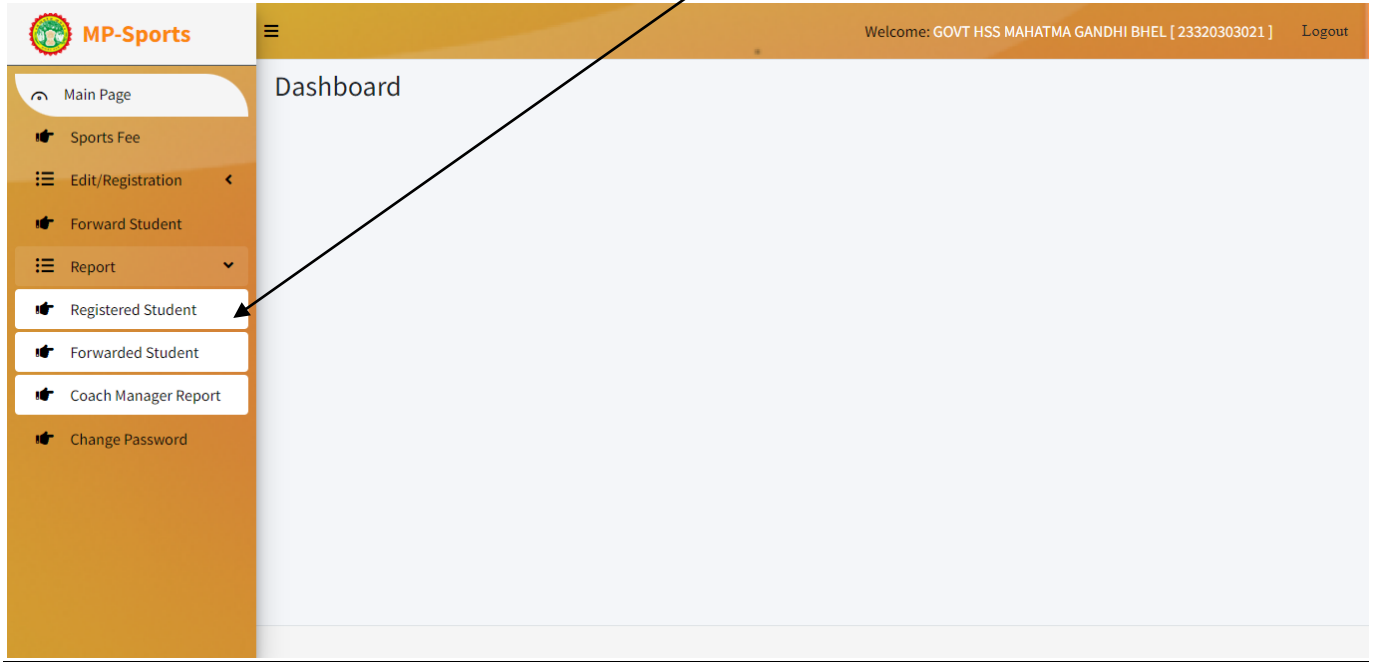
Forwarded Students की जानकारी देखने हेतु Forwarded Student Option पर क्लिक करें।



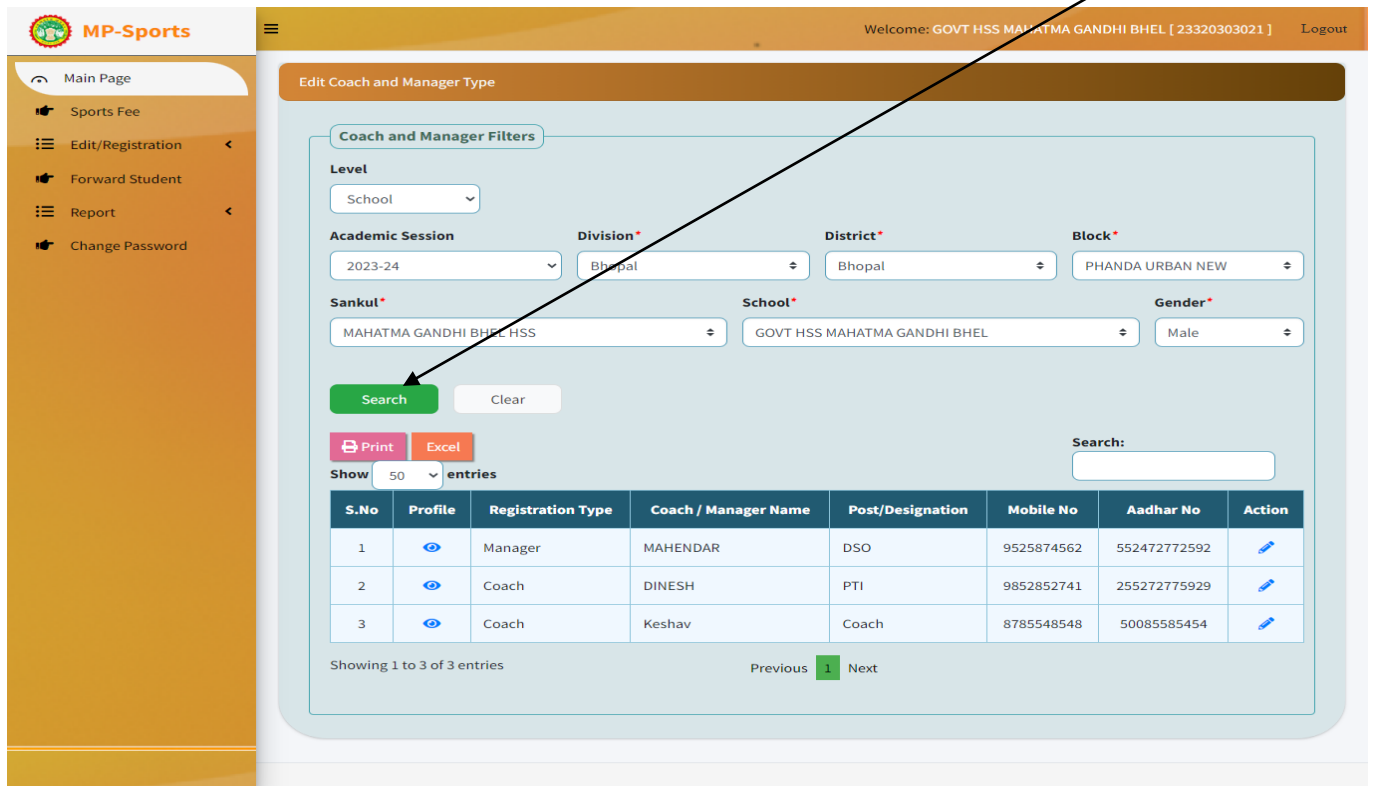
Forwarded Student Option पर क्लिक करने उपरांत सम्बंधित फ़ील्ड्स का चयन कर Search बटन पर क्लिक करें, जिससे सम्बंधित जानकारी प्रदर्शित होगी।



Coach एवं Manager से सम्बंधित जानकारी देखने हेतु Coach Manager Report Option पर क्लिक करें।



Coach Manager Report Option पर क्लिक करने उपरांत सम्बंधित फ़ील्ड्स का चयन कर Search बटन पर क्लिक करें, जिससे सम्बंधित जानकारी प्रदर्शित होगी।



Password Change करने हेतु Change Password Option पर Click करें एवं आवश्यक जानकारी दर्ज कर Save Button पर क्लिक करें।

MP-Sports

Welcome: S.V.N. PUBLIC SCHOOL GUDHWA [23140818903] Logout

Change Password

Password

Note:-Password must contain one digit from 1 to 9, one lowercase letter, one uppercase letter, one special character, no space, and it must be 8-16 characters long.

Current Password* New Password* Confirm new Password*

Save Clear

धन्यवाद