

# USER MANUAL FOR MP SPORT MODULE

## Division level USER

User द्वारा पोर्टल उपयोग करने हेतु Google सर्च बार में <http://dpisports.in> URL दर्ज करें।

Division लॉग इन करने हेतु मुख्य पृष्ठ के SPORTS मेनू में जाकर Sports लॉग इन आप्शन पर क्लिक करें।

The screenshot shows the homepage of the Department of School Education (Govt. of M.P.) Monitoring System. The header includes the department name, logo, and navigation links for HOME, CONTACT US, and SPORTS. The main content area features a banner with colorful silhouettes of athletes in various sports. Below the banner is a central box titled 'खेल प्रबंधन प्रणाली' (Sports Management System) with a list of features: 'मध्य प्रदेश विद्यार्थियों को संकुल स्तर से राज्य स्तर तक की क्रीड़ा प्रतियोगिता में सहभागिता हेतु पंजीयन', 'प्रतियोगिता स्तर पर शालेय दल का चयन', and 'खेल कैलेंडर क्रीडा अंशदान राशि का भुगतान एवं खेल गतिविधियों से सम्बंधित अन्य जानकारी हेतु'. Below this are two columns: 'आगामी खेल कार्यक्रम' (Upcoming Sports Programs) with links for District, Sub-District, and State level calendars, and 'अधिसूचना' (Notices) with links for District Sports Office, State Sports Council, and National Sports Council. Both columns have 'और पढ़ें' (Read More) buttons. A dark bar at the bottom contains an upward arrow icon.

Department of School Education (Govt. of M.P.)  
Monitoring System

HOME CONTACT US SPORTS

खेल प्रबंधन प्रणाली

- मध्य प्रदेश विद्यार्थियों को संकुल स्तर से राज्य स्तर तक की क्रीड़ा प्रतियोगिता में सहभागिता हेतु पंजीयन
- प्रतियोगिता स्तर पर शालेय दल का चयन
- खेल कैलेंडर क्रीडा अंशदान राशि का भुगतान एवं खेल गतिविधियों से सम्बंधित अन्य जानकारी हेतु

आगामी खेल कार्यक्रम

- जिला स्तरीय खेल कैलेंडर
- संभाग स्तरीय खेल कैलेंडर
- राज्य स्तरीय खेल कैलेंडर

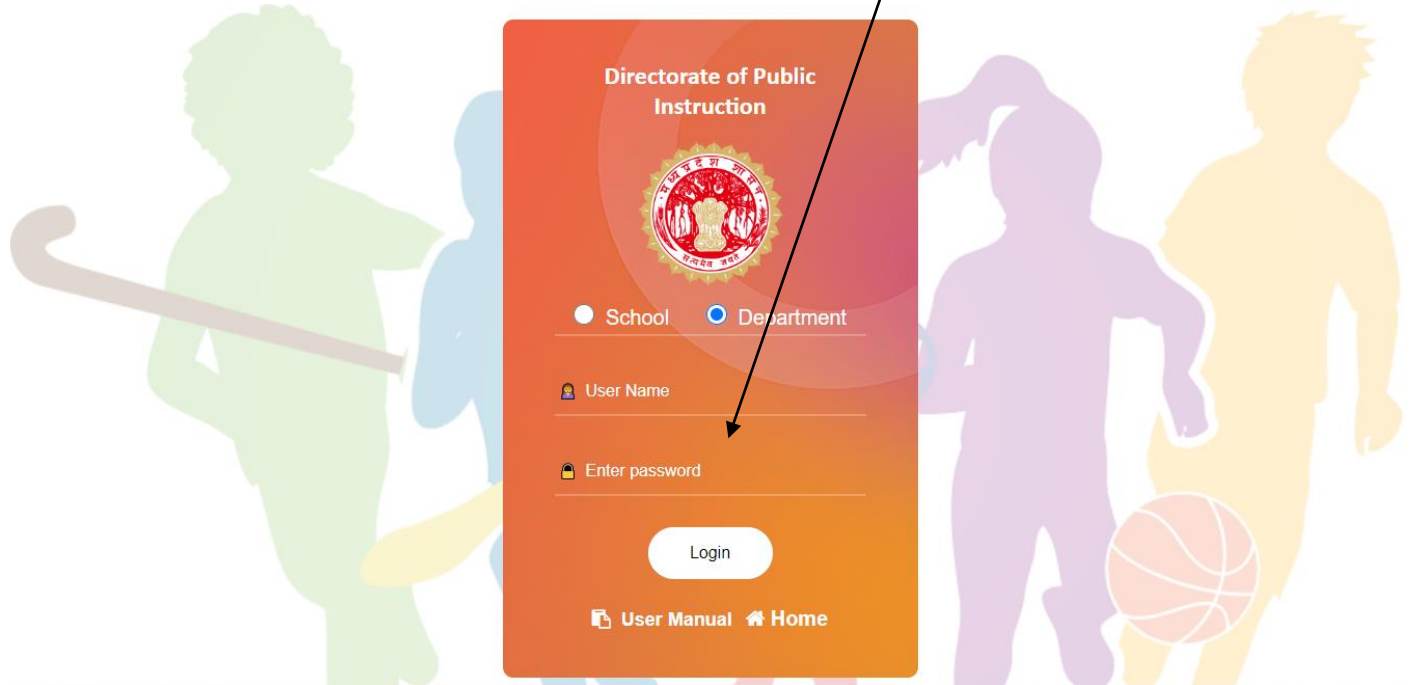
और पढ़ें

अधिसूचना

- नोडल खेल विद्यालय
- शासकीय आगामीय खेलकूद संस्था सीहोर
- राष्ट्रीय प्रतियोगिता में पदक विजेता खिलाड़ियों को प्रोत्साहन राशि

और पढ़ें

Division लॉग इन करने हेतु अपना ID कोड एवं पासवर्ड दर्ज कर लॉग इन बटन पर क्लिक करें।



Division लॉग इन करने के उपरांत Joint Directorate मेनू पर क्लिक करें ।



Coach/Student/Official से सम्बंधित जानकारी पंजीयन /Edit करने हेतु OFFICIAL Edit/Registration Option पर क्लिक करें ।



Coach/ Manager details पेज में आवश्यक जानकारी दर्ज कर Submit बटन पर क्लिक करें।

**MP-Sports** Welcome: DIVISION OFFICE BHOPAL [ JD002 ] Logout

### Coach And Manager Registration

#### Coach / Manager Details

<b>Academic Session</b> 2023-24	<b>Registration Type*</b> Select	<b>Name*</b> Enter Full Name	<b>Name(In Hindi)*</b> Name(In Hindi)
<b>Father's Name*</b> Enter Father's Name	<b>Father's Name(In Hindi)*</b> Father's Name(In Hindi)	<b>Mobile No.*</b> Enter Mobile No.	<b>Email ID</b> Enter Email ID
<b>Gender*</b> Select	<b>Category*</b> Select	<b>Aadhar No.*</b> Enter Aadhar No.	<b>Date Of Birth*</b> DD/MM/YYYY

#### Address

<b>State*</b> Madhya Pradesh - Bhopal	<b>Division*</b> Select	<b>District*</b> Select	<b>Block*</b> Select
<b>PIN Code*</b> Enter PIN Code	<b>Address*</b> Enter Address		


#### Organization Details

**Note : Check if office address and organization address is same**


<b>Organization Name*</b> Enter Organization Name	<b>State*</b> Madhya Pradesh - Bhopal	<b>Division*</b> Select	<b>District*</b> Select
<b>Block*</b> Select	<b>PIN Code*</b> Enter PIN code	<b>Post/Designation*</b> Enter Post/Designation	
<b>Address*</b> Enter Organization Address			

#### Photo Upload

**Official PHOTO Uploads (.JPG format only upto 100 kb)\***

  
 No file chosen

खेलों से सम्बंधित अन्य अधिकारीयों के पंजीयन करने हेतु OFFICIAL REGISTRATION Option पर क्लिक करें ।



पेज में आवश्यक जानकारी दर्ज कर Submit बटन पर क्लिक करें ।

The screenshot shows the 'OFFICIAL REGISTRATION' form page. The form is divided into several sections:

- Teacher Details:** Includes fields for Academic Session (2023-24), Full Name, Mobile No., State (Madhya Pradesh - Bhopal), District, Address, Gender (Male/Female), Teacher Type, Father's Name, Email Id, Division, Block, and PIN Code.
- Organization Details:** Includes fields for Department Name, Organization Name, State (Madhya Pradesh - Bhopal), District, Address, Post/Designation, UDISE Code, Division (Bhopal), Block, PIN Code, and Appointment Date (DD/MM/YYYY).
- Education and Experience Details:** Includes fields for Educational Qualifications, Professional Qualifications, and Sports experience as a government / non-government / academy (in years) Ex.YY.MM.
- Sports Speciality (Name of any three Sports):** Includes fields for Sport-1, Sport-2, and Sport-3.
- Certificate Uploads:** Includes fields for Qualification Certificate and Experience Certificate, each with an 'Upload File' button and a note: 'Note : File Type should be (.jpg) and Max File Size must be 100 KB. कृपया एक बार में एक फाइल अपलोड करें ।'.
- Photo:** Includes a field for 'Official PHOTO Uploads (.JPG format only upto 100 kb)' with a 'Choose File' button.
- Declaration:** Includes a checkbox and a text box for a declaration: 'I hereby declare that the information given in this application is true and correct to the best of my knowledge and belief. In case any information given in this application proves to be false or incorrect, I shall be responsible for the consequences.'

At the bottom of the form, there are 'Submit' and 'Clear' buttons. A vertical arrow points from the text above to the 'Submit' button.

Submit बटन क्लिक करने पर डाटा सफलतापूर्वक सेव किये जाने का सन्देश प्रदर्शित होगा ।

✓ Inserted!

OFFICIAL REGISTERED SUCCESSFULLY

OFFICIAL REGISTRATION

Division office द्वारा Student का forward करने हेतु Forward player मेनू पर क्लिक करें ।

Main Page

Forward Player

Edit/Registration

Forward Player

Reports

Certificate

Change Password

Division level Player Selection Filters

Academic Session\* 2023-24

Age Group\* UNDER 19

Gender\* Boys

Sports Type\* Team

Sports\* CRICKET

Selection Type Team

Search Clear

Print

Division Office Bhopal,2023-24,Boys,UNDER 19,  
CRICKET

Coach Name: Rohit

Manager Name: NA

Main Players List

S.No	Position Name	Player Name	Father Name	Date of Birth	Class	Scholar No.	Student-ID	School Name
1	Opener Batsman	Raghav ji [ST230713023731354]	Kaushik ji	10/07/2004	8TH	122454	856850145544	STATION AREA (BOYS) HSS [2332040005]

Reports देखने हेतु Reports Menu पर क्लिक करें ।



Division द्वारा अगले स्तर पर Forward किये गए अभ्यर्थियों की सूची देखने हेतु Reports मेनू के Forwarded Player Option पर क्लिक करें ।



पेज की सभी आवश्यक फ़ील्ड्स का चयन कर Search Option द्वारा all level Forwarded Player की जानकारी देखें ।

MP-Sports

Welcome: DIVISION OFFICE BHOPAL [ JD002 ] Logout

Player Status Report

All level Player Forward Report Filters

Academic Session\* Gender\* Age Group\* Sports Type\*

Select None selected None selected Select

Sports\*

Select Search Clear

Division अंतर्गत आने वाले सभी स्कूल जानकारी देखने हेतु Reports Section के School Report Option पर Click करें ।

MP-Sports

Welcome: DIVISION OFFICE BHOPAL [ JD002 ] Logout

School Report

School Report Filters

Academic Year\* Division District Block

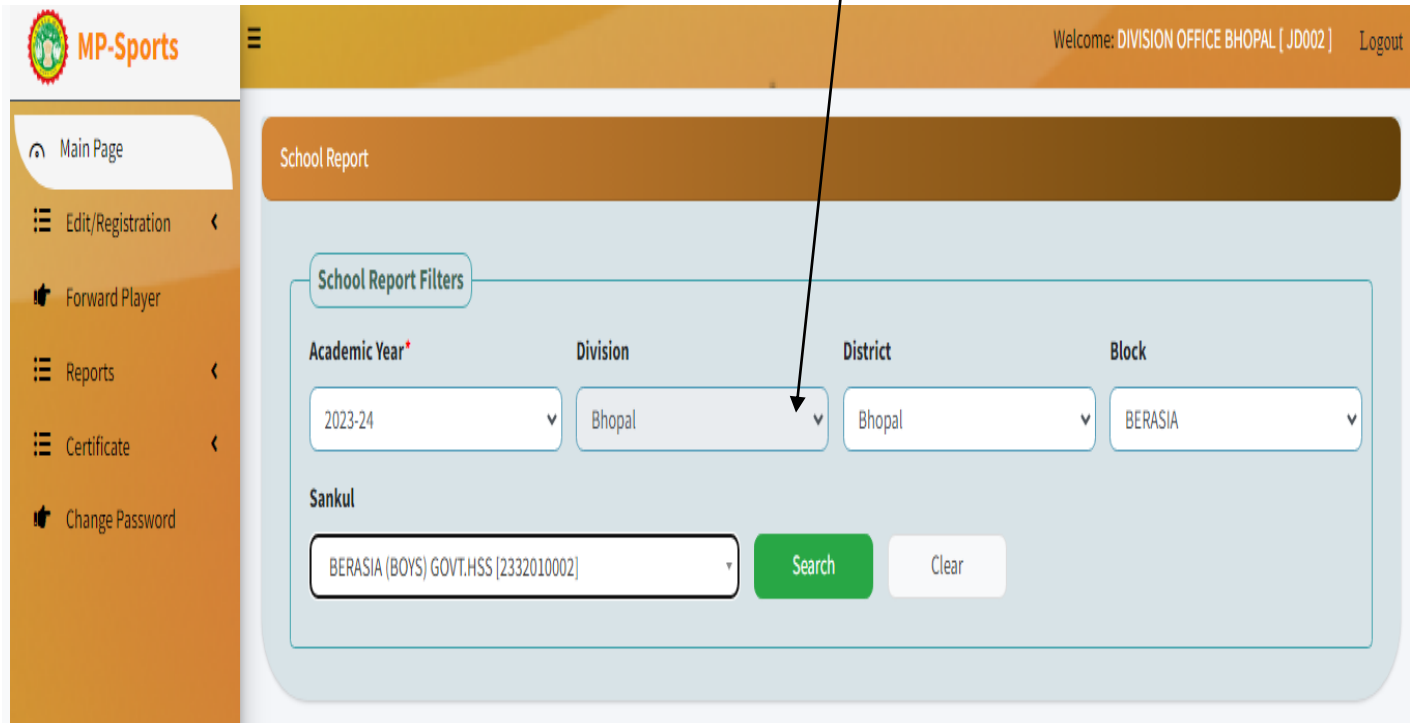
Select Bhopal Select

Sankul

Search Clear



पेज की सभी आवश्यक फ़ील्ड्स का चयन कर Search Option द्वारा जानकारी देखें ।



MP-Sports

Welcome: DIVISION OFFICE BHOPAL [ JD002 ] Logout

School Report

School Report Filters

Academic Year\* 2023-24

Division Bhopal

District Bhopal

Block BERASIA

Sankul

BERASIA (BOYS) GOVT.HSS [2332010002]

Search Clear

Division द्वारा सभी Coach एवं Manager की Report देखने हेतु Reports मेंू के Coach Manger Report Option पर क्लिक करें ।



MP-Sports

Welcome: DIVISION OFFICE BHOPAL [ JD002 ] Logout

Dashboard

Main Page

Edit/Registration

Forward Player

Reports

Forwarded Player

Player Status Report

School Report

Coach Manager Report

Official Report

Fees Report

Certificate

Change Password

पेज की सभी आवश्यक फ़िल्ड्स का चयन कर Search Option द्वारा जानकारी देखें ।

MP-Sports

Welcome: DIVISION OFFICE BHOPAL [ JD002 ] Logout

Edit Coach and Manager Type

Coach and Manager Filters

Level

Division

Academic Session

2023-24

Division\*

Bhopal

Gender\*

Male

Search Clear

Division द्वारा सभी खेलों से सम्बंधित अन्य अधिकारियों के पंजीयन की Report देखने हेतु Reports मेनू के Official Report Option पर क्लिक करें ।

MP-Sports

Welcome: DIVISION OFFICE BHOPAL [ JD002 ] Logout

Dashboard

Main Page

Edit/Registration

Forward Player

Reports

Forwarded Player

Player Status Report

School Report

Coach Manager Report

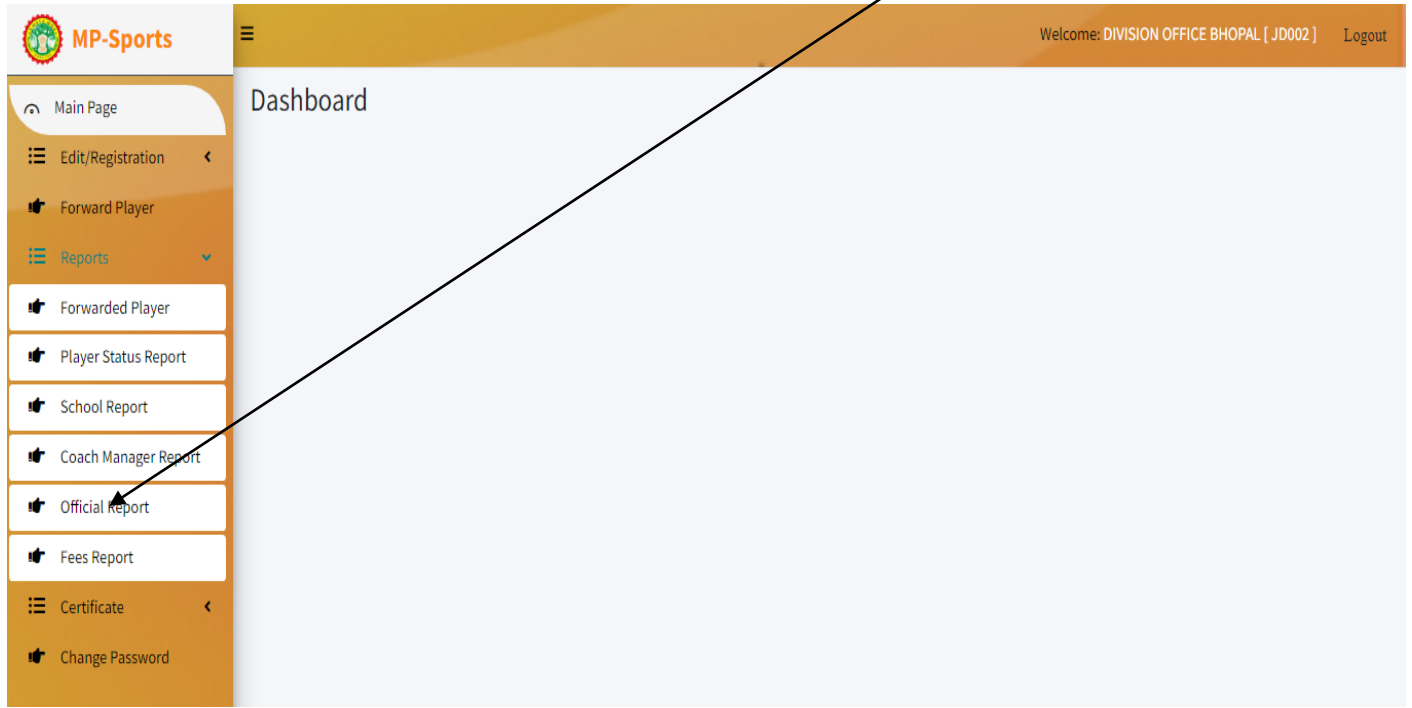
Official Report

Fees Report

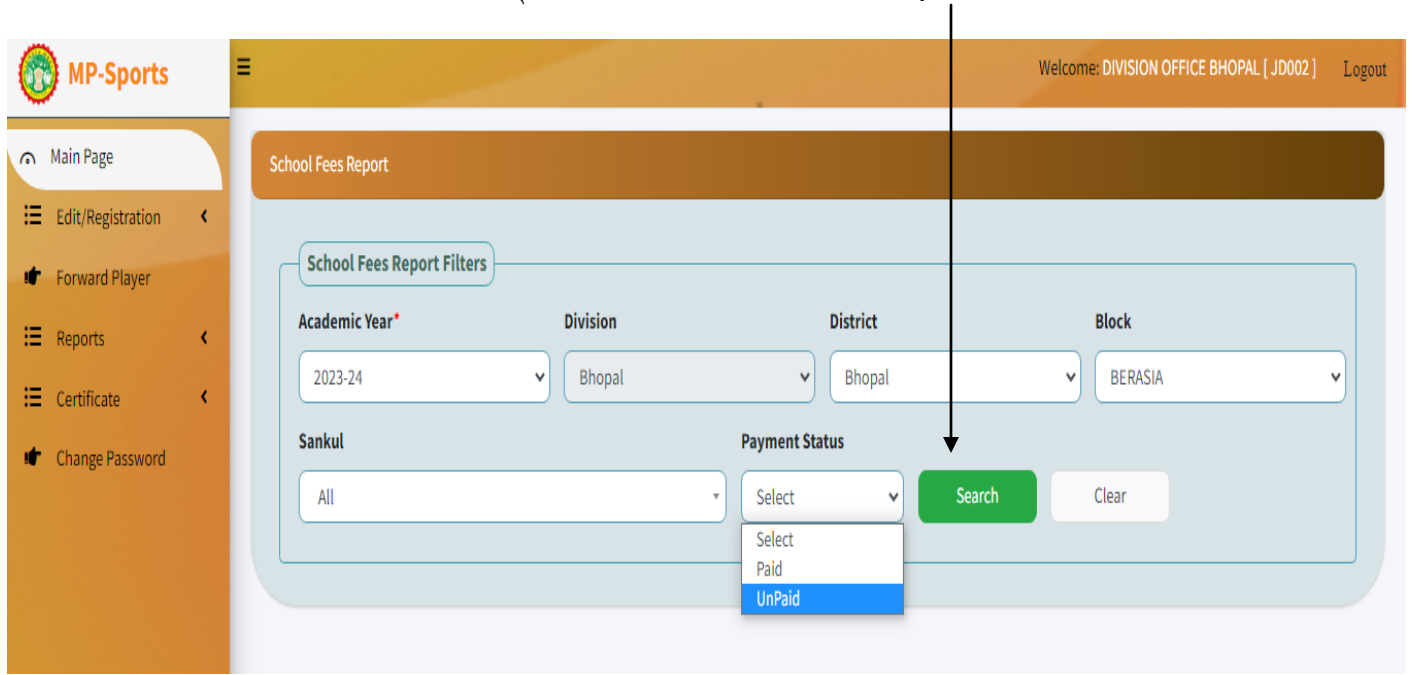
Certificate

Change Password

Division द्वारा Fees Report देखने हेतु Reports मेनू के Fees Report Option पर क्लिक करें।



पेज की सभी आवश्यक फ़िल्ड्स का चयन कर Search Option द्वारा जानकारी देखें

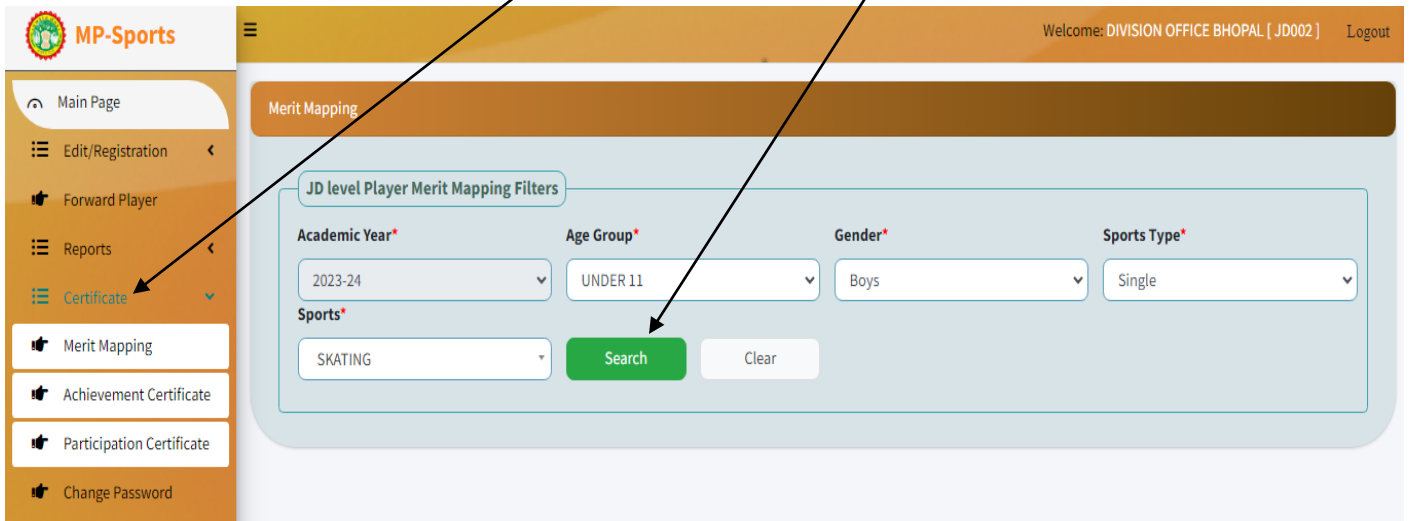


Certificate Generate करने हेतु Certificate Menu पर क्लिक करें ।



खेलों से सम्बंधित मेरिट लिस्ट बनाने हेतु Merit Mapping Option पर क्लिक करें ।

पेज मे सभी आवश्यक फ़ील्ड्स का चयन कर Search Option द्वारा जानकारी देखें तथा Merti List बनाये ।



विद्यार्थियों प्रावीण्य प्रमाण पत्र बनाने हेतु Achievement Certificate Option पर क्लिक करें।

The screenshot shows the MP-Sports website interface. The sidebar on the left has the 'Certificate' option expanded, with 'Achievement Certificate' selected. The main content area is titled 'Achievement Certificate' and includes a 'To Change Certificate Content' button. A note states: 'Note:- Kindly make sure certificate content is available for the selected sport.' Below this is a 'Division level Achievement Certificate Filters' section with dropdown menus for 'Academic Session\*' (2023-24), 'Age Group\*', 'Gender\*', and 'Sports Type\*'. A 'Search' button and a 'Clear' button are also present.

विद्यार्थियों सहभागिता प्रमाण पत्र बनाने हेतु Participation Certificate Option पर क्लिक करें।

The screenshot shows the MP-Sports website interface. The sidebar on the left has the 'Certificate' option expanded, with 'Participation Certificate' selected. The main content area is titled 'Participation Certificate' and includes a 'To Change Certificate Content' button. A note states: 'Note:- Kindly make sure certificate content is available for the selected sport.' Below this is a 'Division level Participation Certificate Filters' section with dropdown menus for 'Certificate for\*', 'Academic Session\*' (2023-24), 'Age Group\*', 'Gender\*', 'Sports Type\*', and 'Sports\*'. 'Search' and 'Clear' buttons are also present.

Password Change करने हेतु Change Password Option पर Click करें एवं आवश्यक जानकारी दर्ज कर Save Button पर क्लिक करें।

Change Password

Password

Note:- Password must contain one digit from 1 to 9, one lowercase letter, one uppercase letter, one special character, no space, and it must be 8-16 characters long.

Current Password\*      New Password\*      Confirm new Password\*

Save      Clear

धन्यवाद